

THE UNIVERSITY OF SOUTH DAKOTA AND
SANFORD SCHOOL OF MEDICINE

FINANCIAL REPORT

JUNE 30, 2022



UNIVERSITY OF
SOUTH DAKOTA

University of South Dakota
Financial Report
For the Year Ended June 30, 2022

BOARD OF REGENTS

Pam Roberts, President	Pierre
Jim Thares, Vice President	Aberdeen
Tony Venhuizen, Secretary	Sioux Falls
Jeff Partridge.....	Rapid City
John Bastian.....	Belle Fourche
Joan Wink	Howes
Tim Rave	Baltic
Brock Brown, Student Regent	Lake Norden

OFFICE OF THE EXECUTIVE DIRECTOR

Dr. Brian Maher	Executive Director and CEO
Heather Forney	System Vice President for Finance and Administration

THE UNIVERSITY OF SOUTH DAKOTA

Sheila Gestring.....	President
Julie Kriech.....	Vice President, Finance & Administration
Shelley Brunick	Comptroller
Justin Noehren	Assistant Comptroller



UNIVERSITY OF
SOUTH DAKOTA

April 14, 2023

Regent Pam Roberts
South Dakota Board of Regents
306 E. Capitol Avenue
Pierre, SD 57501

Dear President Roberts:

I have enclosed the Annual Financial Report for The University of South Dakota for fiscal year 2022. The report includes all financial transactions for the period. I trust you will find it informative and helpful.

Please let me know if you have any questions.

Sincerely,

A handwritten signature in blue ink that reads "Sheila K. Gestring".

Sheila K. Gestring
President
The University of South Dakota

SHEILA K. GESTRING, PRESIDENT

414 East Clark Street • Vermillion, SD 57069 • 605-658-5641 • 605-677-6520 fax • www.usd.edu



UNIVERSITY OF
SOUTH DAKOTA

April 14, 2023
President Sheila Gestring
The University of South Dakota

Dear President Gestring:

I am pleased to present the annual Financial Report of The University of South Dakota for the year ended June 30, 2022.

The accounts of The University of South Dakota are maintained and its reports presented in accordance with standards recommended in the manual on College and University Business Administration, insofar as it is consistent with the classification and procedures required by the State of South Dakota.

All state fund expenditures are under the continuous pre-audit control of the State Auditor, and all accounts are under the post-audit control of the Auditor General. This report is intended to form a comprehensive and permanent record of the finances of The University of South Dakota for the fiscal year ended June 30, 2022.

Sincerely,

A handwritten signature in cursive script that reads "Julie Kriech".

Julie Kriech
Vice President, Finance & Administration

TABLE OF CONTENTS

Management’s Discussion and Analysis	1-10
Financial Statements	
Statement of Net Position.....	11-12
Foundation Statement of Financial Position	13
Statement of Fiduciary Financial Position	14
Statement of Revenues, Expenses, and Change in Net Position.....	15-16
Foundation Statement of Revenues, Expenses, and Changes in Net Position	17
Statement of Fiduciary Net Position	18
Statement of Cash Flows.....	19-20
Foundation Statement of Cash Flows.....	21-22
Notes to the Financial Statements	23-34
Foundation Notes to the Financial Statements	35-55

MANAGEMENT'S DISCUSSION AND ANALYSIS

INTRODUCTION AND BACKGROUND

The University of South Dakota (University) presents its financial report for the fiscal year ended June 30, 2022, along with comparative data for the fiscal years ended June 30, 2021 and 2020.

The financial operations of The University of South Dakota are audited as a part of the State of South Dakota. Therefore, an audit opinion is not issued on the individual statements of the University, but rather on the audited Annual Comprehensive Financial Report of The State of South Dakota. This section of the University of South Dakota's annual financial report presents management's discussion and analysis of the financial performance of the University during the fiscal year ended June 30, 2022. This discussion should be read in conjunction with the accompanying financial statements and footnotes. The financial statements, footnotes, and this discussion are the responsibility of University management.

The University of South Dakota, the state's flagship university, is a growing, thriving university committed to excellence in education, research, and service. The University has been accredited by the North Central Association of College and Schools since 1913 and is an active member of the Land Grant Colleges. The University is a comprehensive liberal arts university offering undergraduate, graduate and professional programs within the South Dakota System of Higher Education. Our vision is to be the best small, public flagship university in the nation built upon a liberal arts foundation.

Founded in 1862 by the Dakota Territorial Legislature, the University is the state's oldest university. The University is an institution that recognizes the value of its past, even as it extends and expands its high-quality programs and services to meet the challenges of tomorrow. Our promise to our students is that The University of South Dakota is the perfect fit for students looking for a smart educational investment.

The University offers classes through several schools and colleges consisting of the College of Arts and Sciences, School of Business, School of Education, College of Fine Arts, School of Law, School of Medicine and the School of Health Sciences.

The University is one of six public universities under the governance of the South Dakota Board of Regents, a nine-member board. Dr. Brian Maher is executive director of the Board of Regents. Therefore, based on the provisions of Governmental Accounting Standards Board (GASB) Statement No. 39, Determining Whether Certain Organizations are Component Units, it has been determined that all six public universities are considered component units of the State of South Dakota and are reported as such in the State's comprehensive annual financial report.

The University of South Dakota Foundation (Foundation) is a component unit of the University. As such, the financial statements of the Foundation are included in this report. Independent auditors engaged by the Foundation's Board of Directors audit the Foundation's financial information. The University has no control or management responsibility over the Foundation funds.

USING THE FINANCIAL STATEMENTS

This annual report consists of financial statements, prepared in accordance with Governmental Accounting Standards Board Statement No. 35, *Basic Financial Statements and Management's Discussion and Analysis for Public Colleges and Universities*.

The statements required by GASB include the Statement of Net Position, Statement of Revenues, Expenses and Change in Net Position, and the Statement of Cash Flows. The statements are prepared under the accrual basis of accounting where revenues are recognized when the service is provided and expenses are recognized when a liability is incurred regardless of when the exchange of cash takes place.

The University has provided analysis of major variances that occurred between fiscal years 2022 and 2021 as well as information regarding capital assets and debt administration, and an economic outlook. This MD&A focuses on the University excluding the discretely presented component unit.

FINANCIAL PERFORMANCE

Financial ratios

The concept of financial analysis through selected measures, such as ratios, has been used in higher education for many years. The ratios should not be the focus; rather, they are tools to assist in the development of the answers to key questions of strategic financial importance. Financial analysis can measure success factors against institution-specific objectives and provide the institution with the tools to improve its financial profile to carry out its mission.

Strategic financial analysis considers the entire institution, including affiliates, regardless of the legal or accounting structures used to remove, isolate or distance the affiliates from the primary institution. Much of public institutions' financial resources often reside in affiliated foundations. The formation of these entities and related transactions are done to advance the institution toward mission achievement and are a critical part of the institution. Therefore, unless noted, the USD Foundation financial information is included in the calculated ratios.

Picture of the financial health of the institution at a point in time.

Composite Financial Index

<u>2022</u>	<u>2021</u>	<u>2020</u>
4.1	4.7	3.0

The Composite Financial Index (CFI) reflects a picture of the financial health of the institution at a point in time. The index is built with the values of the four component ratios described below. The four ratios are calculated and further weighting is conducted to measure the relative strength of the score and its importance in the composite score.

The Net Operating Revenue and the Return on Net Assets decreased resulting in the FY22 CFI decreasing by 0.6. The decrease was primarily due to the decrease in the University's operating income and the Foundation had received less revenue in FY22 compared to FY21.

The CFI in fiscal year 2021 increased by 1.7. The Return on Net Assets ratio and Viability ratio increased. The increases were primarily due to the change in net assets of the Foundation. In FY21, the Foundation had received significantly more revenue compared to FY20.

Are resources sufficient and flexible enough to support the mission?

Primary Reserve Ratio

Composite Score

<u>2022</u>	<u>2021</u>	<u>2020</u>
86.3%	80.3%	63.7%
2.27	2.11	1.68

The primary reserve ratio, calculated by dividing expendable net position by total expenses, measures the ability of the University and Component Unit to continue operating at current levels. A ratio of 100% denotes that an institution would have the ability to cover its expenses for one year without a revenue stream. A negative or decreasing trend indicates weakening financial health. A primary reserve ratio of 40% or better is advisable to give institutions the flexibility to transform the enterprise. This gives the institution the ability to cover five months of expenses from reserves. Institutions operating at this targeted ratio level rely on internal cash flow to meet short-term cash needs, are able to carry on reasonable level of facilities maintenance and appear capable of managing modest unforeseen adverse financial events.

The University's primary reserve ratio remains to be healthy. For fiscal year 2022 the ratio is 86.3%, which indicates that the University along with the USD Foundation could continue its current operations for approximately 45 weeks. By comparison, the primary reserve ratio was 80.3% and 63.7% for fiscal years 2021 and 2020, respectively.

Are resources, including debt, managed strategically to advance the mission?

Net Operating Revenue

Composite Score

<u>2022</u>	<u>2021</u>	<u>2020</u>
-1.64%	1.63%	-4.66%
-0.13	0.13	-0.36

The net operating income ratio, calculated by dividing total operating revenue by net operating income, indicates whether total activities resulted in income or deficit. A positive ratio indicates that the University experienced income for one year. The net operating income ratio target is between 2 to 4 percent over an extended time period. The target may appear to be low however the determination of net operating revenues includes depreciation expense as a component, indicating that a positive return in this area would suggest the institution lives within its means.

The University's net income margin was -1.64%, 1.63%, and -4.66%, for fiscal years 2022, 2021, and 2020, respectively. The decrease was primarily due to the decrease in the University's operating income and the Foundation had received less revenue in FY22 compared to FY21.

<i><u>Does asset performance and management support the strategic direction?</u></i>	<u>2022</u>	<u>2021</u>	<u>2020</u>
<i>Return on Net Position</i>	5.6%	12.1%	6.5%
<i>Composite Score</i>	0.56	1.21	0.65

The return on net position ratio, calculated by dividing the change in net position by total position, is a measure of financial performance of a company which takes the use of assets into account. The ratio provides the most comprehensive measure of the growth or decline in total wealth of an institution over a specific period of time. A target range is approximately 3 or 4 percent. Higher return on net position means that the company is using its assets and working capital efficiently and effectively.

The University's return on net position ratio was 5.6%, 12.1%, and 6.5% for fiscal years 2022, 2021, and 2020, respectively. The decrease for FY22 is primarily due to the decrease in Foundation Revenues from FY21.

<i><u>Do operating results indicate the institution is living with available resources?</u></i>	<u>2022</u>	<u>2021</u>	<u>2020</u>
<i>Viability</i>	1.687	1.526	1.243
<i>Composite Score</i>	1.42	1.28	1.04

The viability ratio is a measure of clear financial health; the availability of expendable net position to cover debt should the University need to settle its obligations as of the fiscal year end. Expendable Net Position are the balances in total net position excluding investment in capital assets and non-expendable loans. A ratio of 1.0 or greater indicates an institution has sufficient expendable net position to satisfy debt requirements. By comparison, the University's viability ratio was 1.687, 1.526, and 1.243 for fiscal years 2022, 2021, and 2020, respectively.

Other ratios of importance include the current ratio and tuition and fees dependency ratio. These ratios reflect the University of South Dakota financial numbers excluding the USD Foundation component unit.

Current Ratio

The current ratio is a quick way of determining whether the institution will be able to pay its bills over the coming year. A ratio of less than one indicates a lack of liquidity. The fiscal year 2022 current ratio is 4.69. Current assets of \$97.3 million are sufficient to cover current liabilities of \$20.7 million. By comparison, the current ratio was 4.46 and 4.29 for fiscal years 2021 and 2020, respectively.

Tuition and Fees Dependency Ratio

The tuition and fees funding ratio measures the portion of the total operating income that are made up of tuition and fee revenue. An upward trend could indicate an increased reliance on tuition and fee revenue and may indicate the need for an increased diversity in revenue sources. The University's tuition and fee dependency ratio was 32.3%, 33.9%, and 34.3% for fiscal years 2022, 2021, and 2020, respectively.

FINANCIAL HIGHLIGHTS AND KEY TRENDS

The financial highlights and key trends for the University are noted accordingly in the required GASB statements.

STATEMENT OF NET POSITION

The Statement of Net Position presents the financial position of the University at the end of the fiscal year and includes all assets and liabilities of the University using the accrual basis of accounting. The difference between total assets and deferred outflows of resources and total liabilities, net position, is one indicator of the current financial condition of the University. The changes in net position that occur over time indicate improvement or deterioration of the University's financial condition. Generally assets and liabilities are reported at cost with the exception of investments which are reported at fair value. Capital assets are reported at historical cost less accumulated depreciation. Deferred outflows of resources represent the losses on debt refunding. A three year comparison of the Condensed Statement of Net Position as of June 30 is as follows.

Condensed Statement of Net Position

	2022	2021	2020
ASSETS			
Current Assets	\$ 97,349,068	\$ 93,505,085	\$ 91,859,165
Noncurrent Assets	\$ 350,247,500	\$ 343,149,038	\$ 341,829,265
Total ASSETS	\$ 447,596,568	\$ 436,654,123	\$ 433,688,430
DEFERRED OUTFLOWS			
	\$ 2,376,177	\$ 2,534,762	\$ 2,693,347
Total ASSETS and DEFERRED OUTFLOWS	\$ 449,972,745	\$ 439,188,885	\$ 436,381,777
LIABILITIES			
Current Liabilities	\$ 20,738,718	\$ 20,979,884	\$ 21,436,805
Noncurrent Liabilities	\$ 89,306,267	\$ 95,237,171	\$ 102,594,867
Total LIABILITIES	\$ 110,044,985	\$ 116,217,055	\$ 124,031,672
NET POSITION			
Investment in Capital, Net of Related Debt	\$ 269,482,658	\$ 256,595,148	\$ 249,878,187
Restricted	\$ 7,830,588	\$ 6,513,371	\$ 6,202,033
Unrestricted	\$ 62,614,514	\$ 59,863,311	\$ 56,269,885
Total NET POSITION	\$ 339,927,760	\$ 322,971,830	\$ 312,350,105
Total LIABILITIES and NET POSITION	\$ 449,972,745	\$ 439,188,885	\$ 436,381,777

The University's largest asset is our investment in the physical plant which represents \$340.6, \$332.2 and \$330.7 million at June 30, 2022, 2021, and 2020 respectively.

During fiscal year 2022, the University's total assets increased over the prior year by \$10.8 million. Non-current assets consist mainly of physical plant which increased \$7.1 million. Current Assets increased \$3.8 million which was primarily due to a \$1.8 million increase in Due From Federal Sources. During fiscal year 2021, the University's total assets increased over the prior year by \$2.8 million. Non-current assets increased \$1.3 million. Current Assets increased \$1.6 million which was primarily due to an \$2.2 million increase in Due From Federal Sources.

The University's largest liability is Bonds Payable and Obligations under Capital Lease representing \$72.6, \$76.9 and \$81.7 million at June 30, 2022, 2021, and 2020 respectively.

During fiscal year 2022, the University's liabilities decreased by \$6.2 million. Non-current liabilities consist of obligations which are long-term in nature and decreased \$5.9 million primarily due to a decrease to Bonds Payable and Obligations under Capital Lease. During fiscal year 2021, the University's liabilities decreased by \$7.8 million. Non-current liabilities decreased \$7.4 million primarily due to a decrease to Bonds Payable and Obligations under Capital Lease.

Net position in fiscal year 2022 increased \$17.0 million for a total of \$339.9 million. Investment in Capital, Net of Related Debt increased \$12.9 million. The Unrestricted net position increased \$2.8 million. Net position in fiscal year 2021 increased \$10.6 million for a total of \$323.0 million. Investment in Capital, Net of Related Debt increased \$6.7 million. The Unrestricted net position increased \$3.6 million.

Capital Assets

Capital assets, net, include the University's land, buildings, improvements, infrastructure, equipment and collections. Net capital assets increased by \$8.4 million to \$340.6 and increased by \$1.5 million to \$332.2 million respectively for the years ending June 30, 2022 and 2021. University policy requires the capitalization of 1) all land and collection purchases regardless of cost, 2) equipment over \$5,000, 3) buildings and improvements over \$100,000 and 4) land

improvements over \$50,000. The University depreciates its capital assets using a straight-line basis, using estimated useful lives ranging from three to fifty years. Facilities under construction include projects funded by South Dakota Building Authority issued bonds. This includes various infrastructure upgrades across campus.

The following chart illustrates the composition of the University's capital assets, net of accumulated depreciation, by category.

Capital Assets, Net of Accumulated Depreciation/Amortization						
	2022	% of Total	2021	% of Total	2020	% of Total
Land	3,605,265	1.06%	3,605,265	1.09%	3,605,265	1.09%
Arts & Historical Treasures	420,585	0.12%	420,585	0.13%	375,585	0.11%
Construction in Progress	18,711,127	5.49%	7,154,756	2.15%	38,695,111	11.70%
Land Improvements	11,505,199	3.38%	11,091,376	3.34%	11,700,738	3.54%
Buildings Improvements	271,433,857	79.68%	276,014,537	83.08%	242,647,699	73.37%
Machinery and Equipment	10,307,463	3.03%	9,893,799	2.98%	10,406,182	3.15%
Library	1,502,339	0.44%	1,588,045	0.48%	1,735,344	0.53%
Infrastructure	22,613,450	6.64%	22,453,118	6.75%	21,518,129	6.51%
Intangible Assets	539,562	0.16%	7,167	0.00%	14,334	0.00%
Total Capital Assets, Net of A/D	\$340,638,847	100.00%	\$332,228,648	100.00%	\$330,698,387	100.00%

Long-Term Debt

The University has utilized revenue bonds to finance capital projects related to the Wellness Center, Coyote Village, Housing improvements and Muenster University Center. Revenues from the operation of these activities are pledged to the repayment of the bonds.

In fiscal year 2019, the University entered into a long-term lease for the Dakota Dome Expansion. The lease agreement was for \$12,925,000. A corresponding receivable from other component unit was also created. The lease agreement will be reduced by the scheduled principal payments whereas the receivable will be reduced by the construction payments made on the University's behalf by South Dakota Building Authority. The final payment is scheduled for fiscal year 2039.

Long-term lease agreements are issued with the South Dakota Building Authority for the replacement of the Dakota Dome roof, remodeling of Old Main, construction of the Sanford Coyote Sports Center, and expansion of the Dakota Dome. The Athletic Department has the ability to generate resources from Athletic activities to fund the payments of the Dakota Dome and Sanford Coyote Sports Center long-term leases. Revenues from facility rentals and facilities and administrative indirect rate assessments on grants and contracts cover the Old Main annual lease obligation. The following is a list of debt outstanding at June 30, 2022, 2021 and 2020.

Long Term Debt			
	2022	2021	2020
Old Main Lease Obligation, Series 1997	\$ -	\$ -	\$ 178,000
Dakota Dome Roof Lease Obligation, Series 2000	1,370,000	1,775,000	2,160,000
Housing, Series 2013	6,081,902	6,972,667	7,818,433
Sports Complex, Series 2013	14,176,589	15,126,392	16,031,824
Housing/Muenster University Center, Series 2015A	6,845,030	7,551,367	8,227,705
Wellness Center/Coyote Village Series 2017	32,555,270	34,038,014	35,455,757
Dakota Dome Expansion Lease Obligation, Series 2018	10,985,000	11,405,000	11,810,000
	<u>\$72,013,791</u>	<u>\$76,868,440</u>	<u>\$81,681,719</u>

Net Position

The University's resources are classified into net position categories in the Statement of Net Position. These categories are defined as:

- Investment in Capital, net of related debt.
- Restricted nonexpendable assets - restricted by externally imposed stipulations.
- Restricted expendable assets - subject to externally imposed restrictions that can be fulfilled by actions of the University pursuant to those stipulations or they expire by the passage of time.
- Unrestricted assets - not subject to externally imposed stipulations but may be designated for specific purposes by action of management or the Board of Regents.

The University's net position increased by \$16.9 and \$10.6 million during fiscal years 2022 and 2021, respectively. Net position balances are detailed in the table below.

NET POSITION	2022	2021	2020
Investment in Capital, Net of Related Debt	\$ 269,482,658	\$ 256,595,148	\$ 249,878,187
Restricted			
Loans	1,195,211	1,349,612	804,838
Research	1,395,173	-	279,636
Debt Service	-	-	5,169
Bond Facilities	5,240,204	5,163,759	5,112,390
Unrestricted	62,614,514	59,863,311	56,269,885
Total Net Position	\$ 339,927,760	\$ 322,971,830	\$ 312,350,105

Investment in Capital, Net of Related Debt and Restricted Net Position increased by 12.9 million during fiscal year 2022. Restricted Net Position includes Loan funds, Grants and Contracts, and Bonded Facilities. Loan funds consist of Perkins, Nursing, Primary Care and Disadvantaged Medical Student Loans. Research consists of various grants and contracts. Bond Facilities is the minimum amount of Repair and Replacement Reserve (RRR) required for the various Bond Series.

STATEMENT OF REVENUES, EXPENSES, AND CHANGES IN NET POSITION

The Statement of Revenue, Expenses, and Changes in Net Position presents the University's results of operations. In accordance with GASB reporting standards, revenues and expenses are classified as either operating or non-operating. In accordance with GASB requirements, state appropriations have been classified as non-operating revenues resulting in a net operating loss. The financial statements also include an allowance for depreciation expense, which is the amortization of the costs of capital assets over their estimated useful life.

A condensed Statement of Revenues, Expenses and Changes in Net Position for the fiscal years ended June 30, 2022, 2021 and 2020 is as follows.

Condensed Statement of Revenues, Expenses, and Changes in Net Position

	2022	2021	2020
Operating Revenues	\$ 136,811,595	\$ 133,487,544	\$ 138,519,045
Operating Expenses	(222,011,921)	(214,334,085)	(217,664,209)
Operating Loss	(85,200,326)	(80,846,541)	(79,145,164)
Net Nonoperating Revenues	86,975,101	83,685,192	78,051,036
Net Nonoperating Expenses	(3,166,445)	(3,317,058)	(3,518,111)
Income (Loss) Before Other Revenues Expenses Gains or Losses	\$ (1,391,670)	\$ (478,407)	\$ (4,612,239)

Capital Grants and Contracts	2,343,323	2,912,106	2,912,378
HEFF	6,532,301	6,491,705	13,424,026
SDBA Funding	9,471,976	165,896	1,575,000
Increase in Net Position	\$ 16,955,930	\$ 9,091,300	\$ 13,299,165

The operating loss totaled \$85.2 million and \$80.8 million for fiscal years 2022 and 2021, respectively. State appropriations are classified as non-operating revenues and therefore are not included in the revenue when calculating the operating loss. State Appropriations are an integral part of revenue for the University totaling \$68.2 million and \$66.3 million for fiscal years 2022 and 2021, respectively.

Operating Revenues

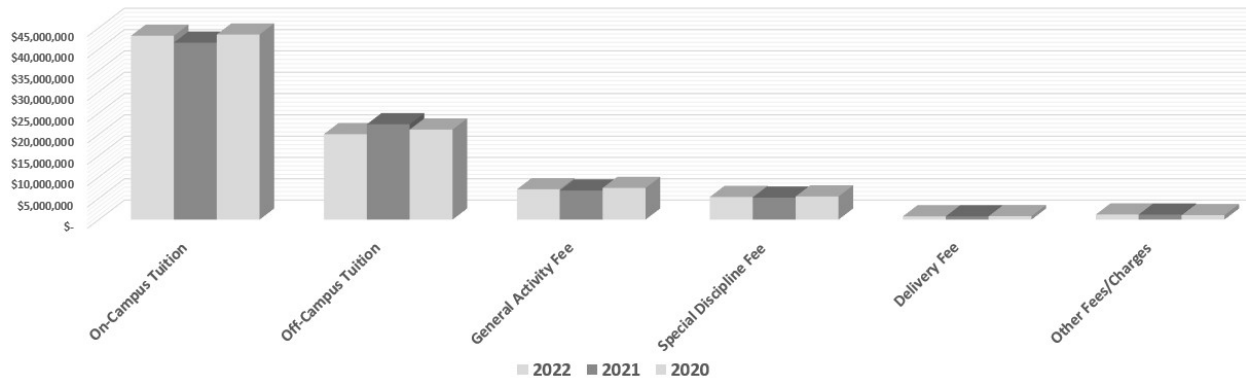
Operating revenue is revenue generated from activities that are related to the business operations. The most significant source of operating revenues from the University are student tuition and fees, grants and contracts, general sales and service revenue and auxiliary enterprise activities.

University of South Dakota Operating Revenue

	2022	% Change	2021	% Change	2020
Tuition & Fees	\$ 59,711,624	-3.41%	\$61,822,639	-3.23%	\$ 63,888,587
Auxiliaries	12,549,195	5.57%	11,886,747	13.82%	10,443,786
General Sales & Services	29,034,283	16.14%	24,999,111	-17.72%	30,382,816
Federal Grants & Contracts	25,855,964	-0.85%	26,077,259	6.52%	24,481,437
State Grants & Contracts	4,968,733	4.95%	4,734,158	-0.56%	4,761,023
Private Grants & Contracts	4,607,616	15.40%	3,992,735	-1.79%	4,065,337
Student Loan Interest	78,920	-304.05%	(38,676)	-113.70%	282,351
Loan Cancellation					
Reimbursement	5,259	-61.25%	13,571	-93.65%	213,708
Total Operating Revenues	\$ 136,811,594	2.49%	\$133,487,544	-3.63%	\$ 138,519,045

Operating revenues in fiscal year 2022 increased by \$3.3 million, or 2.49%, as compared to fiscal year 2021. General Sales & Services increased \$4.0 million and Auxiliaries increased \$0.7 million.

Tuition and Fees



Non-Operating Revenues and Expenses

Non-operating activities include items such as capital and State appropriations, investment income, capital grants, interest expense, gains and losses. These activities differ from operating activities which are a result of providing services.

	2022	% Change	2021	% Change	2020
General Fund Appropriation	\$ 68,235,603	2.86%	\$ 66,335,789	3.41%	\$ 64,148,990
School & Public Lands Appr	236,041	23.01%	191,880	-27.91%	266,151
Federal Fund Appropriation	11,801,563	24.78%	9,457,764	94.22%	4,869,725
HEFF -Maintenance	87,983	0.00%	87,983	0.00%	87,983
Investment Income	379,131	-43.11%	666,471	-37.73%	1,070,303
Other Rev & Additions	6,234,780	-10.59%	6,973,405	-8.28%	7,603,080
Capital Grants & Contracts	2,343,323	-19.53%	2,912,106	-0.01%	2,912,378
HEFF - Capital	6,532,301	0.63%	6,491,705	-51.64%	13,424,026
SD Building Authority	9,471,976	5,609.59%	165,896	-89.47%	1,575,000
	\$ 105,322,701	12.91%	\$ 93,282,999	-2.79%	\$ 95,957,636

State General Fund Appropriations were the most significant non-operating revenue. The appropriation increased by \$1.9 million in fiscal year 2022 and increased \$2.2 million in fiscal year 2021. Investment interest earned on an average daily cash balance of participating funds from the Investment Council. The University received revenue from the Higher Education Facilities Funds (HEFF) of \$6.5 million and \$6.5 million for fiscal year 2022 and fiscal year 2021, respectively. The funds were used for various repair and renovation projects. The South Dakota Building Authority issued payments on behalf of the University for capital projections. Federal Fund Appropriations consist of COVID-19 and Higher Education Emergency Relief Fund dollars. Other Revenue & Additions consisted of \$6.2 and \$6.9 million in PELL federal grant funds for FY22 and FY21.

Operating Expenses

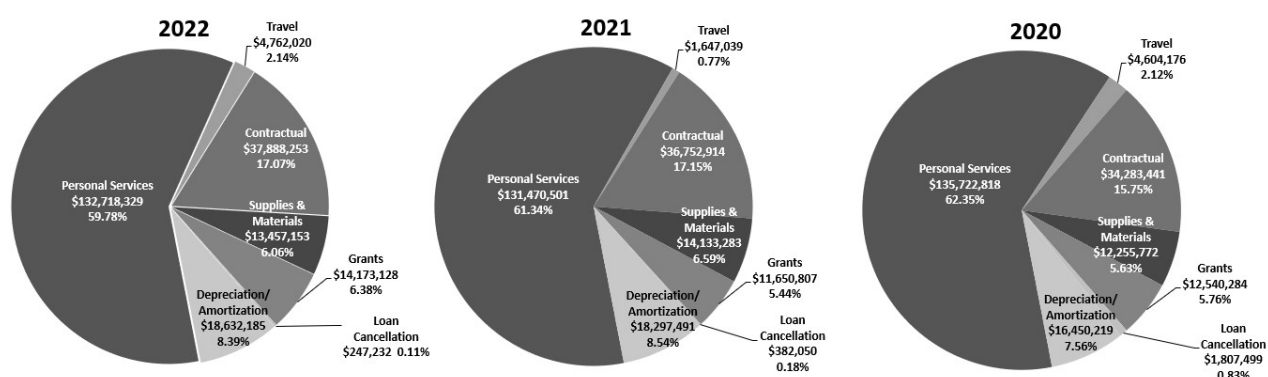
The University chooses to report their expenses by natural classification in the Statement of Revenues, Expenses and Changes in Net Position. For the reader's information, the expenses are displayed in their functional classification in Note 22. The following graphs illustrate the expenses by natural classification.

University of South Dakota Operating Expenses

	2022	% Change	2021	% Change	2020
Personal Services	\$ 132,718,329	0.95%	\$131,470,501	-3.13%	\$135,722,818
Travel	4,762,020	189.13%	1,647,039	-64.23%	4,604,176
Contractual	37,888,253	3.09%	36,752,914	7.20%	34,283,441
Supplies & Materials	13,457,153	-4.78%	14,133,283	15.32%	12,255,772
Grants	14,173,128	21.65%	11,650,807	-7.09%	12,540,284
Loan Cancellation Exp	247,232	-35.29%	382,050	-78.86%	1,807,499
Bad Debt Expense	133,620	0.00%	-	0.00%	-
Depreciation/Amortization	18,632,186	1.83%	18,297,491	11.23%	16,450,219
	\$ 222,011,921	3.58%	\$ 214,334,085	-1.53%	\$217,664,209

Operating expenses in fiscal year 2022 increased 3.58% or \$7.7 million compared to fiscal year 2021. The largest operating expense is salaries and benefits. Salaries and Benefits represent 59.78% of the total current operating expenses and increased by \$1.2 million.

Operating expenses in fiscal year 2021 decreased 1.53% or \$3.3 million compared to fiscal year 2020. The largest operating expense is salaries and benefits. Salaries and Benefits represent 61.3% of the total current operating expenses and decreased by \$4.3 million.



STATEMENT OF CASH FLOWS

The Statement of Cash Flows presents information related to cash inflows and outflows. These transactions are classified as operating, non-operating, capital and investing activities. This statement helps measure the ability of the University to meet financial obligations as they mature. A comparative summary of the Statement of Cash Flows for the years ended June 30, 2022, 2021 and 2020 is as follows.

Condensed Statement of Cash Flows For the Year Ended June 30

	2022	2021	2020
Cash Provided/(Used) by:			
Operating Activities	\$ (67,497,978)	\$ (64,768,194)	\$ (50,173,493)
Non-Capital Financing Activities	85,313,559	81,945,034	76,423,222
Capital Related Financing Activities	(16,464,766)	(18,798,339)	(30,269,560)
Investing Activities	415,456	981,338	858,874
Net Increase (Decrease) in Cash	1,766,271	(640,161)	(3,160,957)
Cash - Beginning of the Year	72,245,140	72,885,301	76,046,258
Cash - End of the Year	\$ 74,011,411	\$ 72,245,140	\$ 72,885,301

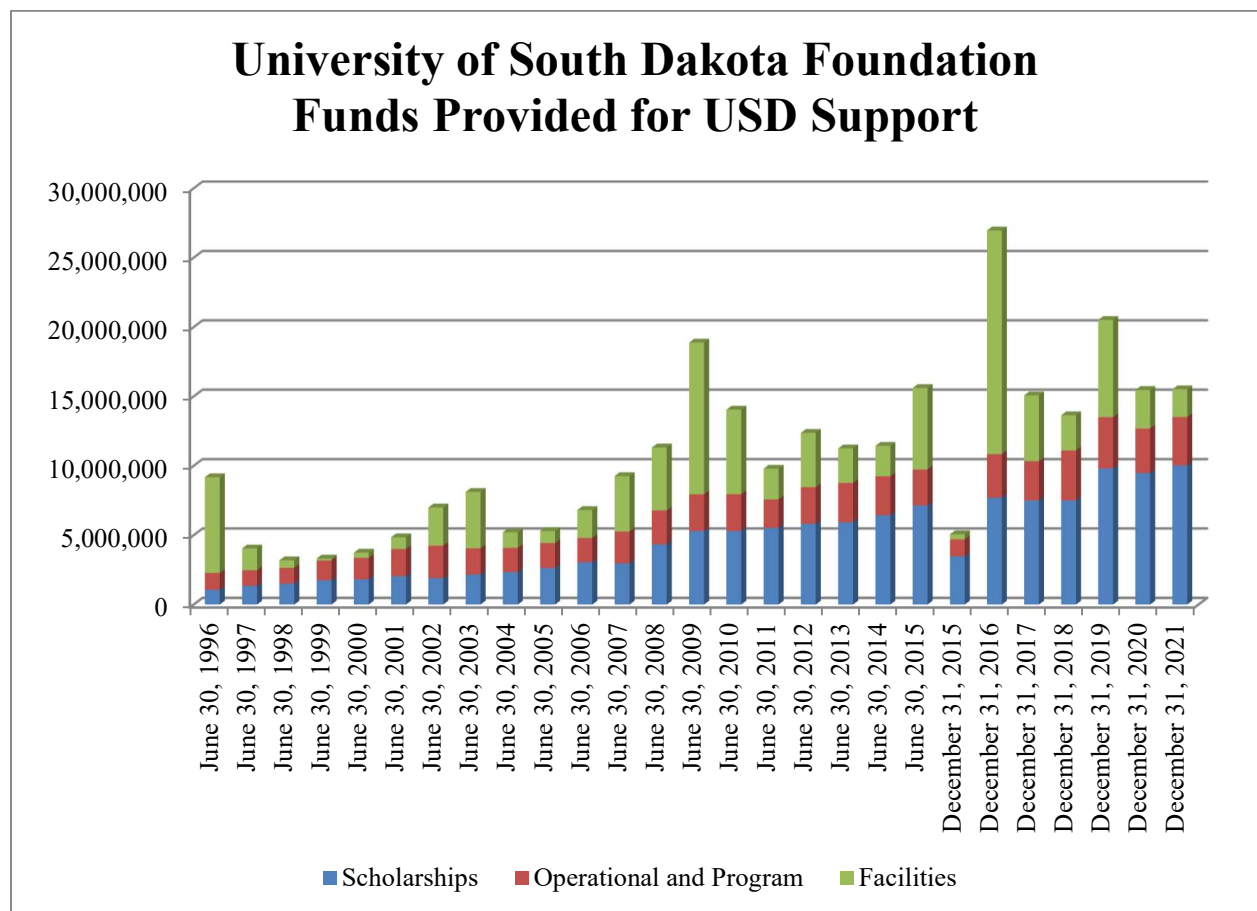
Overall, the cash remained relatively consistent between years.

THE UNIVERSITY'S ECONOMIC OUTLOOK

The University maintains a positive outlook for fiscal year 2022 and beyond. The University continues to be well positioned for the future, both academically and financially. Reliance on state support remains an important non-operating revenue source for the University.

In June 2015, the Foundation's Board of Directors elected to change the year end of the Foundation to December 31. The change was effective beginning July 1, 2015.

The University of South Dakota Foundation reported an increase in net assets of \$22.0 million for the year ending December 31, 2021 as compared to an increase in net assets of \$52.4 million for the year ending December 31, 2020. Gift income totaled \$16.4 million for the year ending December 31, 2021, compared to \$26.8 million for the year ending December 31, 2020. Assets of the Foundation at December 31, 2021 were \$375.5 million compared to \$352.8 million for the year ending December 31, 2020.



(This page left blank intentionally)

University of South Dakota
STATEMENT OF NET POSITION
June 30

ASSETS	<u>2022</u>	<u>2021</u>
Current assets:		
Cash and Cash Equivalents	\$ 73,285,327	\$ 72,233,363
Cash On Deposit-State Treasurer	\$ 726,084	\$ 11,777
Accounts Receivable - Student (Net of allowance of \$226,474; \$92,854)	\$ 4,977,334	\$ 5,086,442
Accounts Receivable -Dept Sales	\$ 1,467,107	\$ 1,282,671
Notes Receivable	\$ 2,256,965	\$ 2,227,313
Accrued Interest & Dividends Receivable	\$ 939,847	\$ 1,264,567
Due From Federal Sources	\$ 8,498,069	\$ 6,666,381
Due From Primary Government	\$ 1,813,707	\$ 1,459,638
Due From Component Units	\$ 267,179	\$ 542,875
Prepaid Expenses & Deferred Charges	\$ 2,566,388	\$ 2,070,719
Inventory	\$ 551,061	\$ 659,339
Total Current assets	\$ 97,349,068	\$ 93,505,085
Noncurrent assets:		
Restricted Cash for Debt Retirement	\$ -	\$ -
Notes Receivable Net	\$ 9,608,653	\$ 10,920,390
Land and Other Non-Depreciable Assets	\$ 3,605,265	\$ 3,605,265
Buildings and Building Improvements (NET OF ACCUM DEPR \$170,478,664; \$157,510,228)	\$ 271,433,855	\$ 276,014,537
Equipment and Other Property (NET OF ACCUM DEPR \$76,435,924; \$75,531,261)	\$ 11,809,804	\$ 11,481,843
Land Improvements (NET OF ACCUM DEPR \$11,039,202; \$10,043,990)	\$ 11,505,199	\$ 11,091,376
Museum and Art Collections	\$ 420,585	\$ 420,585
Infrastructure (NET OF ACCUM DEPR \$16,350,278; \$14,744,567)	\$ 22,613,450	\$ 22,453,119
Construction in Progress	\$ 18,711,127	\$ 7,154,756
Intangible Assets (NET OF ACCUM AMORT \$184,330; \$28,668)	\$ 539,562	\$ 7,167
Total Noncurrent assets	\$ 350,247,500	\$ 343,149,038
Deferred outflows:		
Loss on Refunding	\$ 2,376,177	\$ 2,534,762
Total Deferred Outflows	\$ 2,376,177	\$ 2,534,762
Total ASSETS AND DEFERRED OUTFLOWS	\$ 449,972,745	\$ 439,188,885

University of South Dakota
STATEMENT OF NET POSITION
June 30

LIABILITIES	2022	2021
Current liabilities:		
Accounts Payable	\$ 3,384,643	\$ 4,026,682
Accrued Wages & Benefits	\$ 3,092,130	\$ 2,866,172
Accrued Interest Payable	\$ 648,439	\$ 682,216
Due to Federal Sources	\$ 88,867	\$ 122,625
Due to Primary Government	\$ 102,837	\$ 82,152
Due to other Component Units	\$ 160,387	\$ 71,317
Student Deposits	\$ 450,587	\$ 497,824
Compensated Absences Payable-Current	\$ 5,071,797	\$ 4,731,290
Bonds Payable (net)	\$ 3,209,847	\$ 3,079,847
Obligations Under Capital Leases-Current	\$ 1,862,518	\$ 1,774,803
Obligations Under Cap Leases Non Cap - Current	\$ 140,971	\$ -
Unearned Revenue	\$ 2,525,695	\$ 3,044,956
Total Current liabilities	\$ 20,738,718	\$ 20,979,884
Noncurrent liabilities:		
Compensated Absences Payable-Non Current	\$ 8,156,710	\$ 8,162,456
Bonds Payable	\$ 42,272,356	\$ 45,482,203
Obligations Under Cap Leases-Non-Current	\$ 24,669,071	\$ 26,531,589
Obligations Under Cap Leases - Non Cap Non-Current	\$ 413,825	\$ -
Fed Cap Contribution Refundable Advance	\$ 13,794,305	\$ 15,060,923
Total Noncurrent liabilities	\$ 89,306,267	\$ 95,237,171
Total LIABILITIES	\$ 110,044,985	\$ 116,217,055
NET POSITION		
Investment in Capital, Net of Related Debt	\$ 269,482,658	\$ 256,595,148
Restricted		
Nonexpendable		
Loans	\$ 1,195,211	\$ 1,349,612
Expendable		
Research	\$ 1,395,173	\$ -
Debt Service	\$ -	\$ -
Other	\$ 5,240,204	\$ 5,163,759
Unrestricted	\$ 62,614,514	\$ 59,863,311
Total NET POSITION	\$ 339,927,760	\$ 322,971,830
Total LIABILITIES AND NET POSITION	\$ 449,972,745	\$ 439,188,885

The University of South Dakota Foundation
Consolidated Statements of Financial Position
December 31, 2021 and 2020

	2021	2020
Assets		
Restricted Cash and Cash Equivalents	\$ 14,876,778	\$ 13,615,168
Investments		
Money market funds	35,779	17,230
Equity securities	2,103,179	1,681,339
Equity mutual funds	125,089,327	121,157,858
Fixed income mutual funds	164,307,250	143,132,415
Equity co-mingled funds	28,252,261	30,234,847
Government bonds	954,203	601,599
All asset funds	3,863,307	4,081,426
Real estate limited partnerships	11,588,894	9,690,274
Total investments	336,194,200	310,596,988
Receivables		
Promises to give	10,441,718	13,730,492
Contributions receivable - split-interest agreements	8,022,591	8,553,044
Notes receivable	2,000,000	2,000,000
Total receivables	20,464,309	24,283,536
Operating Fixed Assets, Net of Accumulated Depreciation	2,337,138	2,404,086
Other Fixed Assets Held, Net of Accumulated Depreciation	1,253,878	1,525,079
Other Assets		
Prepaid expenses and other assets	142,296	208,284
Cash surrender value of life insurance	195,663	184,987
Total other assets	337,959	393,271
	\$ 375,464,262	\$ 352,818,128
Liabilities		
Accounts Payable and Accrued Expenses	\$ 908,493	\$ 691,194
Due to the University of South Dakota - Scholarships	5,260,737	5,309,315
Gift Annuities and Life Income Agreements	3,011,875	2,883,324
Investments Held for Others	11,673,763	11,330,486
Total liabilities	20,854,868	20,214,319
Net Assets (Deficit)		
Without Donor Restrictions	(6,640,690)	(6,586,327)
With Donor Restrictions	361,250,084	339,190,136
Total net assets	354,609,394	332,603,809
	\$ 375,464,262	\$ 352,818,128

See Notes to Consolidated Financial Statements

University of South Dakota
STATEMENT OF FIDUCIARY NET POSITION
June 30

ASSETS	<u>2022</u>	<u>2021</u>
Cash and Cash Equivalents	\$ 686,985	\$ 662,599
Accounts Receivable - Student	\$ 29,871	\$ 51,161
Total ASSETS	<u>\$ 716,856</u>	<u>\$ 713,760</u>
LIABILITIES		
Accounts Payable	\$ 30,996	\$ 5,356
Accrued Wages & Benefits	\$ 3,446	\$ 76
Total LIABILITIES	<u>\$ 34,442</u>	<u>\$ 5,432</u>
NET POSITION		
Restricted for Outside Organization	\$ 682,414	\$ 708,328
Total NET POSITION	<u>\$ 682,414</u>	<u>\$ 708,328</u>
 Total LIABILITIES and NET POSITION	 <u><u>\$ 716,856</u></u>	 <u><u>\$ 713,760</u></u>

University of South Dakota
STATEMENT OF REVENUES, EXPENSES, AND CHANGE IN NET POSITION
For the Period Ending June 30

REVENUES	<u>2022</u>	<u>2021</u>
Operating revenues:		
State Support	\$ 43,146,841	\$ 41,534,835
Self Support	\$ 20,061,146	\$ 22,374,620
General Activity Fee	\$ 7,118,033	\$ 6,833,269
Program Fees	\$ 5,327,506	\$ 5,179,612
Vehicle Registration	\$ 637,400	\$ 570,594
Delivery Fee	\$ 774,788	\$ 775,367
Other Fees	\$ 271,421	\$ 250,962
Student Charges	\$ 292,115	\$ 371,187
Student Financial Assistance	\$ (17,917,626)	\$ (16,067,807)
Auxiliaries (NET OF SCHOLARSHIP ALLOWANCES OF \$3,784,141; \$3,108,346)	\$ 12,549,195	\$ 11,886,747
General Sales & Services	\$ 29,034,283	\$ 24,999,111
Federal Grants & Contracts	\$ 25,855,965	\$ 26,077,259
State Grants & Contracts	\$ 4,968,733	\$ 4,734,158
Private Grants & Contracts	\$ 4,607,616	\$ 3,992,735
Student Loan Interest	\$ 78,920	\$ (38,676)
Loan Cancellation Reimbursement	\$ 5,259	\$ 13,571
Total Operating revenues	\$ 136,811,595	\$ 133,487,544
EXPENSES		
Operating expenses:		
Personal Services (Salaries/Benefits)	\$ 132,718,329	\$ 131,470,501
Travel	\$ 4,762,020	\$ 1,647,039
Contractual	\$ 37,888,253	\$ 36,752,914
Supplies & Materials	\$ 13,457,153	\$ 14,133,283
Grants	\$ 14,173,128	\$ 11,650,807
Loan Cancellation Expense	\$ 247,232	\$ 382,050
Bad Debt	\$ 133,620	\$ -
Depreciation	\$ 18,476,523	\$ 18,290,324
Amortization	\$ 155,663	\$ 7,167
Total Operating expenses	\$ 222,011,921	\$ 214,334,085
Operating income (loss)	<u>\$ (85,200,326)</u>	<u>\$ (80,846,541)</u>

The accompanying notes to The University of South Dakota financial statements are an integral part of this statement.

University of South Dakota
STATEMENT OF REVENUES, EXPENSES, AND CHANGE IN NET POSITION
For the Period Ending June 30

NONOPERATING REVENUES (EXPENSES)	<u>2022</u>	<u>2021</u>
General Fund Appropriation	\$ 68,235,603	\$ 66,335,789
School & Public Lands Appropriation	\$ 236,041	\$ 191,880
Federal Fund Appropriations	\$ 11,801,563	\$ 9,457,764
HEFF Revenues	\$ 87,983	\$ 87,983
Investment Income	\$ 379,131	\$ 666,471
Interest on Capital Asset, related debt	\$ (3,156,890)	\$ (3,317,058)
Gain/Loss on Disposal of Assets	\$ (9,555)	\$ (28,100)
Other Revenue & Additions	\$ 6,234,780	\$ 6,973,405
Bond Issuance Costs	<u>\$ -</u>	<u>\$ -</u>
Net Nonoperating revenues (expenses)	\$ 83,808,656	\$ 80,368,134
Income before other revenues expenses gains or losses	<u>\$ (1,391,670)</u>	<u>\$ (478,407)</u>
Capital Grants and Contracts	2,343,323	2,912,106
HEFF	6,532,301	6,491,705
South Dakota Building Authority	<u>9,471,976</u>	<u>165,896</u>
Total Other changes	\$ 18,347,600	\$ 9,569,707
Increase in net position	<u>\$ 16,955,930</u>	<u>\$ 9,091,300</u>
NET POSITION		
Net position - beginning of year	\$ 322,971,830	\$ 312,350,105
Prior Period Adjustment	\$ -	\$ 1,530,425
Net position - end of year	<u>\$ 339,927,760</u>	<u>\$ 322,971,830</u>

The University of South Dakota Foundation
 Consolidated Statements of Activities
 Years Ended December 31, 2021 and 2020

	2021		2020	
	Without Donor Restrictions	With Donor Restrictions	Without Donor Restrictions	With Donor Restrictions
Revenue, Support, and Gains				
Gifts	\$ 24,073	\$ 16,402,988	\$ 13,669	\$ 26,799,877
Net investment return	685,683	24,076,979	1,187,415	43,456,364
Other income	1,040,738	1,191,573	1,454,872	1,724,821
	1,750,494	41,671,540	2,655,956	71,981,062
Net assets released from restrictions	19,611,592	(19,611,592)	19,916,489	(19,916,489)
Total revenue, support, and gains	21,362,086	22,059,948	22,572,445	52,064,573
Expenses				
Program services				
Scholarships	10,016,483	-	9,477,395	-
USD departmental expenses	3,464,882	-	3,203,330	-
USD building and equipment expenses	1,996,378	-	2,772,740	-
Total program services	15,477,743	-	15,453,465	-
Support services				
Fundraising	2,600,163	-	2,528,912	-
Administrative and general	3,338,543	-	3,036,940	-
Total support services	5,938,706	-	5,565,852	-
Loss on uncollectable promises to give	-	-	-	1,200,000
Total expenses	21,416,449	-	21,019,317	1,200,000
Change in Net Assets	(54,363)	22,059,948	1,553,128	50,864,573
Beginning Net Assets	(6,586,327)	339,190,136	(8,139,455)	288,325,563
Ending Net Assets	\$ (6,640,690)	\$ 361,250,084	\$ (6,586,327)	\$ 339,190,136

	Total	Total
	\$ 16,427,061	\$ 26,813,546
	24,762,662	44,643,779
	2,232,311	3,179,693
	43,422,034	74,637,018
	-	-
	43,422,034	74,637,018
	10,016,483	9,477,395
	3,464,882	3,203,330
	1,996,378	2,772,740
	15,477,743	15,453,465
	2,600,163	2,528,912
	3,338,543	3,036,940
	5,938,706	5,565,852
	-	-
	-	1,200,000
	21,416,449	22,219,317
	22,005,585	52,417,701
	332,603,809	280,186,108
	\$ 354,609,394	\$ 332,603,809

See Notes to Consolidated Financial Statements

University of South Dakota
STATEMENT OF CHANGES IN FIDUCIARY NET POSITION
For the Period Ending June 30

ADDITIONS	2022	2021
General Sales & Services	<u>\$ 382,921</u>	<u>\$ 240,175</u>
Total Additions	<u>\$ 382,921</u>	<u>\$ 240,175</u>
DEDUCTIONS		
Personal Services (Salaries/Benefits)	\$ 1,141	\$ 3,031
Travel	\$ 151,770	\$ 17,240
Contractual	\$ 87,697	\$ 79,846
Supplies & Materials	\$ 163,735	\$ 77,530
Grants	<u>\$ 4,492</u>	<u>\$ 33,075</u>
Total Deductions	<u>\$ 408,835</u>	<u>\$ 210,722</u>
Net increase (decrease) in fiduciary activity:	\$ (25,914)	\$ 29,453
Net position - beginning of year	<u>\$ 708,328</u>	<u>\$ 678,875</u>
Net position - end of year	<u><u>\$ 682,414</u></u>	<u><u>\$ 708,328</u></u>

THE UNIVERSITY OF SOUTH DAKOTA
STATEMENT OF CASH FLOWS
For the Year Ended June 30

	2022	2021
Cash Flows from Operating Activities		
Tuition, Fees & Auxiliaries (net of Scholarship Allowance & Discounts)	59,643,894	61,485,885
Auxiliaries	12,549,195	11,886,746
General Sales & Services	29,274,589	24,579,210
Federal Grants & Contracts	23,661,079	22,691,314
State Grants & Contracts	4,829,752	4,316,385
Private Grants & Contracts	4,334,227	4,411,447
Other Revenue and Additions	5,259	13,571
Loans Issued to Students	(801,526)	(1,921,894)
Loans Collected from Students	1,735,863	2,071,707
Student Loan Interest	367,314	140,348
Personal Services (Salaries & Benefits)	(132,150,115)	(131,441,361)
Travel	(4,732,600)	(1,596,935)
Contractual Services	(37,934,587)	(36,022,730)
Supplies & Materials	(13,718,804)	(13,883,062)
Grants & Subsidies	(14,561,518)	(11,498,825)
Net cash provided (used) by operating activities	\$ (67,497,978)	\$ (64,768,194)
Cash Flows from Non-Operating Activities		
General Fund Appropriations	68,235,603	66,335,789
School & Public Lands	236,041	191,880
HEFF	87,983	87,983
Direct, PLUS & Loan Receipts	(54,409,281)	(55,251,643)
Direct, PLUS & Loan Disbursements	54,409,281	55,251,643
Private Loan Disbursements	(7,490,238)	(6,837,777)
Private Loan Receipts	7,490,238	6,837,777
Federal Capital Contribution	(1,266,619)	(1,040,547)
Net Change in Funds Held for Others	-	-
Other Revenues and Additios	18,020,551	16,369,929
Net cash flows provided by noncapital financing activities	\$ 85,313,559	\$ 81,945,034
Cash Flows from Capital Related Activities		
HEFF	6,532,301	6,491,705
Sale of Investment	-	-
Principal Payments on Bonds & Capital Leases	(4,593,065)	(4,418,432)
Interest Payments on Bonds & Capital Leases	(3,426,928)	(3,617,095)
Purchase of Capital Assets	(26,792,373)	(20,332,519)
Capital Grants and Contracts	2,343,323	2,912,106
South Dakota Building Authority	9,471,976	165,896
Net cash used by capital and related financing activities	\$ (16,464,766)	\$ (18,798,339)
CASH FLOWS FROM INVESTING ACTIVITIES		
Investment Income	\$ 415,456	\$ 981,338
Net cash provided (used) by investing activities	\$ 415,456	\$ 981,338
Net Cash Provided (Used) by Operations	\$ 1,766,271	\$ (640,161)
Cash - Beginning of the year	\$ 72,245,140	\$ 72,885,301
Cash - End of the year	\$ 74,011,411	\$ 72,245,140

**RECONCILIATION OF NET OPERATING REVENUES/(EXPENSES) TO
NET CASH PROVIDED/(USED) BY OPERATING ACTIVITIES**

	2022	2021
OPERATING INCOME (LOSS)	\$ (85,200,326)	\$ (80,846,541)
Adjustments to reconcile net income (loss) to net cash provided (used) by Operating activities:		
Depreciation Expense	18,632,186	18,297,491
Loan Cancellation Expense	64,870	85,766
Bad Debt Expense	133,620	
Prior Period	-	606,050
CHANGES IN ASSETS AND LIABILITIES:	\$ -	\$ -
Accounts Receivable Students	(24,513)	(447,322)
Accounts Receivable - Dept	(184,436)	(178,382)
Notes Receivable	1,217,216	184,650
Accrued Interest & Dividends Receivable	288,394	179,024
Due From Federal Sources	(1,831,688)	(2,237,947)
Due From Primary Govt	(354,069)	(67,911)
Due From Component Unit	275,697	(137,243)
Prepaid Expense & Unearned Charges	(495,670)	293,558
Inventory	108,278	(66,768)
Accounts Payable	(197,755)	496,187
Accrued Wages & Benefits	225,958	(3,992)
Due to Federal Sources	(33,758)	122,625
Due to Primary Government	20,686	30,125
Due to Component Units	89,071	(64,637)
Student Deposits	(47,237)	52,836
Compensated Absences	334,761	41,308
Unearned Revenue	(519,263)	(1,107,071)
NET CASH PROVIDED/(USED) BY OPERATING ACTIVITIES	\$ (67,497,978)	\$ (64,768,194)
NON CASH TRANSACTIONS:		
Gain (Loss) on disposal of Assets	(9,555)	(28,100)
Donated Books/Fixed Assets	15,998	61,240

The University of South Dakota Foundation
Consolidated Statements of Cash Flows
Years Ended December 31, 2021 and 2020

	2021	2020
Operating Activities		
Change in net assets	\$ 22,005,585	\$ 52,417,701
Adjustments to reconcile change in net assets to net cash used for operating activities		
Depreciation	133,916	157,059
Depreciation - other fixed assets	57,196	57,196
Realized gain on investments	(5,082,451)	(16,947,533)
Unrealized gain on investments	(16,385,459)	(24,482,937)
Loss on disposal of fixed assets	(1,553)	-
Loss on uncollectable promises to give	-	1,200,000
Change in cash surrender value of life insurance	(10,676)	(8,998)
Change in value of contributions receivable - split-interest agreements	(783,668)	(1,350,124)
Change in value of gift annuities and life income agreements Restricted for long-term purposes	(207,105)	(249,417)
Gifts and revenue	(3,242,303)	(15,209,011)
Gifts other than cash	(3,761,125)	(153,963)
PPP loan forgiveness	-	(507,500)
Changes in assets and liabilities		
Promises to give, other than restricted for long-term purposes	3,309,080	(3,728,982)
Contributions receivable - split-interest agreements	1,314,121	705,440
Prepaid expenses and other assets	65,988	(29,550)
Accounts payable and accrued expenses	217,299	290,975
Due to University of South Dakota - scholarships	(48,578)	188,680
Gift annuities and life income agreements	335,656	407,737
Net Cash used for Operating Activities	(2,084,077)	(7,243,227)
Investing Activities		
Net changes in money market funds held for investment	(18,549)	21,166,537
Proceeds from sale of investments	100,436,608	462,303,160
Purchases of investments	(104,204,084)	(489,816,289)
Proceeds from sale of other fixed assets held	226,810	406,473
Purchases of operating fixed assets and other fixed assets held	(78,220)	(62,267)
Net Cash used for Investing Activities	(3,637,435)	(6,002,386)

See Notes to Consolidated Financial Statements

The University of South Dakota Foundation

Consolidated Statements of Cash Flows

December 31, 2021 and 2020

	<u>2021</u>	<u>2020</u>
Financing Activities		
Proceeds from PPP loan	-	507,500
Proceeds from gifts and revenue restricted for long-term purposes	<u>6,983,122</u>	<u>15,371,690</u>
Net Cash from Financing Activities	<u>6,983,122</u>	<u>15,879,190</u>
Net Change in Restricted Cash and Cash Equivalents	1,261,610	2,633,577
Restricted Cash and Cash Equivalents, Beginning of Year	<u>13,615,168</u>	<u>10,981,591</u>
Restricted Cash and Cash Equivalents, End of Year	<u>\$ 14,876,778</u>	<u>\$ 13,615,168</u>
Supplemental Disclosure of Cash Flow Information		
Cash (received) paid during the year for unrelated business income tax	\$ (18,446)	\$ (12,500)

University of South Dakota Notes to the Financial Statements

Note 1 - Summary of Significant Accounting Policies

Organization: The University is one of six public universities under the governance of the South Dakota Board of Regents, a nine-member board. Dr. Brian Maher is executive director of the Board of Regents. The University offers classes through several schools and colleges consisting of the College of Arts and Sciences, School of Business, School of Education, College of Fine Arts, School of Law, School of Medicine and the School of Health Sciences.

Financial Statement Presentation: As a component unit of the State of South Dakota, the University presents its financial statements in accordance with Governmental Accounting Standards Board (GASB) Statement No. 34, "Basic Financial Statements and Management Discussion and Analysis for State and Local Governments," as amended by GASB Statement No. 35, "Basic Financial Statements and Management's Discussion and Analysis for Public College and Universities." GASB No. 35 allows public colleges and universities to report as a business-type activity under GASB No. 34 which requires a comprehensive, entity-wide presentation of the University's assets, liabilities, net position, revenues, expenses, change in net position and cash flows. These statements were implemented for the fiscal year ended June 30, 2002.

Basis of Accounting: The University is considered to be a special-purpose government engaged only in business-type activities. The University has adopted the accrual basis of accounting as required by generally accepted accounting principles in preparing its annual financial statements. Under the accrual basis of accounting, revenue is recognized when earned, expenditures when an obligation is incurred and depreciation expense is recognized on capitalized assets. Eliminations have been made to minimize the "double-counting" of internal activities.

Reporting Entity: The financial reporting entity consists of the primary government, organizations for which the primary government is financially accountable, and other organizations for which the nature and significance of their relationship with the primary government are such that exclusion would cause the reporting entity's financial statements to be misleading or incomplete, as required by GASB statement No. 14, The Financial Reporting Entity. As additionally required by GASB Statement No. 39, Determining Whether Certain Organizations Are Component Units, organizations that raise and hold economic resources for the direct benefit of the University are included in the reporting entity. The University evaluates potential component units for inclusion in the reporting entity based on these criteria.

The University of South Dakota Foundation is an independent, not-for-profit, South Dakota Corporation organized solely for the benefit of The University of South Dakota. The mission of the Foundation is to solicit, manage and distribute gifts for the benefit of The University of South Dakota in all facets of its operations, aiding the University's efforts to become America's finest small state university. Gifts to the Foundation are tax deductible under applicable provisions of law. The Foundation is considered a component unit of the University according to the criteria in GASB No. 39 and the University's financial statements include discrete presentation of the Foundation by displaying the Foundation's audited financial statements in their original formats on separate pages.

The University is a component unit of the State of South Dakota. A separate Financial Statement will be issued for the University as well as included as a component unit in the State of South Dakota's Financial Statements.

Fund Accounting: In order to ensure observance of the limitations and restrictions placed on the use of resources available to the University, the accounts of the institution are maintained in accordance with the principles of fund accounting. Fund accounting is the procedure by which resources are classified for accounting and reporting purposes

into funds that are maintained in accordance with activities or objectives specified by donors, governmental appropriations, granting agencies, and other sources or regulations.

Separate Funds are maintained for each funded activity; however, in the accompanying statements, all funds have been combined in order to present the financial statements from a comprehensive entity-wide perspective.

Pandemic In March 2020, the World Health Organization declared a pandemic related to the rapidly spreading coronavirus (“COVID-19”) outbreak, which has led to a global health emergency. Institutions receiving funds under Section 18004 of the CARES Act, Section 314 of the Coronavirus Response and Relief Supplemental Appropriations Act (CRRSAA), and Section 2003 of the American Rescue Plan Act (ARPA).

The University of South Dakota was allocated COVID-19 relief funding by Congress through the Higher Education Emergency Relief Fund (HEERF). Funding was allotted in the form of student, institutional and strengthening institutions program awards. Each of these awards were provided in three packages known as HEERF I, HEERF II, and HEERF III as provided under the Coronavirus Aid, Relief, and Economic Security (CARES) Act, the Coronavirus Response and Relief Supplemental Appropriations Act (CRRSAA) and the American Rescue Plan allocation (ARPA), respectively.

The University of South Dakota was awarded \$23.3 million in HEERF funding as of fiscal year ended June 30, 2022. Overall \$9.9 million provided emergency grants to students, while \$13.4 million covered costs to help prevent, prepare for and respond to coronavirus. This includes costs related to significant changes to the delivery of instruction, to mitigate the impact of the virus, campus safety, and other direct expenses. Guidance related to the spending of these funds was provided by the US Department of Education and followed by the University of South Dakota. Below is a summary of the total HEERF awards provided to USD.

	HEERF I (CARES)	HEERF II (CRRSAA)	HEERF III (ARPA)	TOTAL
Student	1,817,383	1,817,383	6,185,163	9,819,929
Institutional	1,817,383	4,949,006	5,735,409	12,501,798
Strengthening Institutions	183,555	289,409	535,498	1,008,462
Total Award	3,818,321	7,055,798	12,456,070	23,330,189
Revenue Recognition	FY20 - \$2,411,617 FY21 - \$1,406,704	FY21 - \$6,770,483 FY22 - \$285,315	FY22 - \$11,516,248 FY23 - \$939,822	

Accounting Changes: For the fiscal year ended June 30, 2022, The University of South Dakota implemented GASB Statement 87, Leases. This Statement increases the usefulness of the University’s financial statements by requiring recognition of certain lease assets and liabilities for leases that previously were classified as operating leases and recognized as inflows of resources or outflows of resources based on the payment provisions of the contract. It establishes a single model for lease accounting based on the foundational principle that leases are financings of the right to use an underlying asset. Under this Statement, a lessee is required to recognize a lease liability and an intangible right-to-use lease asset, and a lessor is required to recognize a lease receivable and a deferred inflow of resources, thereby enhancing the relevance and consistency of information about governments’ leasing activities.

Accounts Receivable: Accounts Receivable consists of funds owed to various University departments at June 30, 2022 from external sources. Accounts Receivable consists of funds owed from students for outstanding tuition and fee charges and from external sources for various sales and services. The University uses the allowance method for calculating uncollectible accounts for accounts receivables. Under the allowance method, a reserve is established for the projected amount that will become uncollectible. The projections for student accounts receivable is based on the current default rate.

Notes Receivable: Notes Receivable consist of amounts associated with various student loan programs.

Interest Receivable: The Interest Receivable consists of Interest Receivable on student loans and interest earned through the State Investment Council. Interest Receivable is recorded at the time the interest income is determined.

Cash and Cash Equivalents: For reporting purposes, Cash includes cash on hand and cash in local banks. Cash Equivalents include short-term investments with original maturities of three months or less.

Investments: Investments included in Cash on Deposit – State Treasurer consists of funds on deposit with the State Treasurer which are pooled by the State Investment Council for investment purposes. Investments are reported at cost as market values are not readily available for funds on deposit with the State Treasurer. Interest earnings on Current Funds investments are not received by the University but are credited to the State of South Dakota’s General Fund with the exception of School & Public Lands funds and Loan Funds which do receive interest earnings. In addition, interest earnings are received from Investments in the Renewals and Replacements Funds, Retirement of Indebtedness Fund, off-campus Tuition, General Activity funds and Unexpanded Plan Fund. Interest earnings in the Unexpanded Plant Fund are primarily from the unexpended portion of the Construction accounts. Student loan funds such as the Perkins Student Loan Program, Nursing Student Loan Program, Health Professions Student Loan Program, and Loans for Disadvantaged Med Students receive interest earning. All interest earnings are credited to various participating funds.

Due To /Due From:

- Due From Federal Sources represents expenditures made on grants or Federal Appropriations for which reimbursement has not yet been received.
- Due From Primary Government represents funds owed from various state agencies of South Dakota, outside of Higher Education.
- Due From Other Component Unit represents funds owed from other South Dakota public universities or the South Dakota Board of Regents.
- Due to Federal Sources represents funds owed to federal agencies.
- Due to Primary Government represents funds owed to various state agencies of South Dakota, outside of Higher Education.
- Due To Other Component Units represent funds owed to other South Dakota public universities or the South Dakota Board of Regents.

Inventories: Inventories of supplies are reported using the FIFO method or last invoice price.

Prepaid Expenses: Prepaid expenses are recorded for amounts paid for the University’s subscriptions, memberships, computer services, software leases, software maintenance, and insurance that have not yet been incurred as an expense.

Capital Assets: Capital assets are recorded at cost or, for contributed assets, at fair value at the date of acquisition. The University capitalized equipment with a cost of \$5,000 or more and a useful life in excess of one year. Land, buildings, building improvements and infrastructure are capitalized at cost at the time of purchase or, if contributed, at the appraised value at the date of gift. The University capitalized major additions to plant assets when the addition increased the value by \$100,000 or more for building and building improvements and \$50,000 or more for land improvement and infrastructure. The University capitalizes assets in accordance with the Board of Regents policy. Library books and films are depreciated by the group method of depreciation at a straight-line depreciation over a 10-year period. Library books and films are assumed to be fully depreciated when they are deleted. The University depreciates buildings and building improvements, land improvements, infrastructure and equipment. Buildings are depreciated over 50 years for a major structure, 25 years for pole and storage buildings and 10 years for minor structures. Building improvements and land improvements are depreciated over 20 years. Infrastructure is depreciated over a range of 20 to 50 years. Equipment is depreciated over various useful lives based on classes of assets. Library books are depreciated based on a 10 year average. Depreciation expense is computed using the straight-line method

over the estimated useful lives of the respective assets. Useful lives for capital assets are established using the state's policy on useful life of assets.

Major additions to plant assets which are not completed at year end are included in the financial statements as construction in progress. When the major additions are completed the capitalized cost will be transferred to buildings and building improvements, land improvements, or infrastructure.

During fiscal year 2015, the Higher Education Facilities Fund (HEFF) allocates 20% of tuition and system fees deposited with the Tuition and Fee Fund from all state supported universities in South Dakota to building improvements. Beginning in fiscal year 2016, the HEFF rate was decreased to 11.5% as a result of combining Tuition charges and the University Support Fee.

Equipment and other property contain \$10,307,463 of equipment and \$1,502,339 of library books and films net of depreciation. The Oscar Howe Art collection (Works of Arts & Historical Treasures) is a Non-Depreciable Asset and is valued at estimated fair market value. The art collection includes all items in the collection including those items that are less than \$5,000.

Unearned revenue: Unearned revenue is recorded for amounts received from contract and grant sponsors that have not yet been earned and performance by the University has not been completed.

Compensated Absences: Liabilities for compensated absences are recorded for vacation leave based on actual earned amounts for eligible employees who qualify for termination payments. Liabilities for sick leave are recorded for employees who are eligible for and have earned termination payments for accumulated sick days upon termination or retirement.

Net Position: The University's net positions are classified for financial reporting in the following net position categories:

1. Investment in capital assets, net of related debt: This component of net position includes capital assets, net of accumulated depreciation and outstanding principal debt balances related to the acquisition, construction or improvement of those assets.
2. Restricted net position – nonexpendable: Nonexpendable restricted net position is subject to externally imposed stipulations that the principal is to be maintained in perpetuity and invested for the purpose of producing present and future income, which may be either expended or added to principal.
3. Restricted net position – expendable: Restricted expendable net position are resources the University is legally obligated to spend in accordance with externally imposed restrictions.
4. Unrestricted net position: Unrestricted net positions are not subject to externally imposed restrictions and are used for meeting expenses for academic and general operation of the University. The assets represent resources derived from student tuition and fees, state appropriations, and sales and service from educational departments and auxiliary enterprises. These resources are used for transactions relating to the educational and general operation of the University, and may be used at the discretion of the governing board to meet current expense for any purpose. These resources also include auxiliary enterprises, which are substantially self-supporting activities that provide services for students, faculty and staff.

Scholarship Allowances and Student Aid: Tuition and fee revenue has been reported net of scholarship allowance and student aid in accordance with the alternative method prescribed by NACUBO. Under the alternative method, tuition and fee revenue is reduced by the amount that was paid for by certain types of financial aid such as PELL grants, scholarships and other governmental grants. The alternative method eliminated double reporting of revenue, first as financial aid revenue and then as tuition and fee revenue. Using the alternative method, the revenue is

recognized for the financial aid grants, scholarship, etc. while the financial aid expense and tuition and fee revenue is eliminated for the amount of financial aid applied to students' accounts.

Revenue Recognition: The University uses accrual basis accounting and therefore recognizes revenues when earned. Current year revenue is recognized for all outstanding accounts receivable owed to the University from external sources as of June 30, 2022.

Operating and Non-Operating Revenues: Operating revenues include tuition and fee revenue, departmental and auxiliary sales and services, loan funds and exchange transactions. Most of the revenue generated from the University's federal, state and local grants has been determined to be exchange transactions. Non-operating revenue includes state appropriations, federal appropriations, non-exchange transactions and most investment income.

Note 2 – Cash and Cash Equivalents

For reporting purposes, cash includes cash on hand, cash in local banks, and cash in the State Treasury. Cash equivalents are reported at cost.

Note 3 – Retirement Plan

South Dakota Retirement System, Plan Description: The South Dakota Retirement System (SDRS) is a cost-sharing, multiple-employer, public employee retirement system established to provide retirement, disability and survivor benefits for employees of the state and its political subdivisions. The right to receive retirement benefits vests after five years (effective July 1, 1998, after three years) of credited service. Authority for establishing, administering and amending plan provisions are found in South Dakota Codified Law 3-12. The SDRS issues a publicly available financial report that includes financial statements, footnote disclosures and required supplementary information. The SDRS is considered part of the state of South Dakota financial reporting entity and is included in the state's financial report as a pension trust fund. Copies of the separately issued financial report may be obtained by writing to the SDRS PO Box 1098, Pierre, SD 57501-1098 or by calling (605) 773-3731.

Employees are required by state statute to contribute 6 percent of their salary to the plan, while public safety and judicial employees contribute at 8 percent and 9 percent, respectively. State statute also requires the employer to contribute an amount equal to the employee's contribution.

Note 4 – Notes Receivable

Notes Receivable consisted of the following at June 30, 2022 and 2021:

	2022	2021
Student Loans Receivable (Current)	\$ 2,256,965	\$ 2,227,313
Student Loans Receivable (Non-Current)	9,608,653	10,920,390
Total Student Loan Receivable	<u>\$ 11,865,618</u>	<u>\$ 13,147,703</u>

Note 5 – State Appropriations

The State General Fund Appropriation for fiscal year 2022 was \$68,235,603. In fiscal year 2021, it was \$66,335,789.

Note 6 – Tuition and fees

On-Campus tuition and fees are collected and remitted to the BOR where interest is earned on participating funds. The University can withdraw 88.5% of the on-campus tuition for operations at its discretion throughout the year. The remaining 11.5% is deposited into the Higher Education Facilities Funds (HEFF, 11.5% of Self-Support tuition is also deposited) to finance capital and repair/maintenance projects system wide. The public universities submit project requests to the BOR, and funds are allocated to campuses as projects are approved. Fees remitted to the BOR are for

the System Technology Fund and the Electronic University Consortium (EUC). On-Campus tuition and related fees collected and remitted to the SDBOR follows for the years ending June 30, 2022 and 2021.

	2022	2021
Total Tuition submitted to BOR	\$ 51,953,418	\$ 49,995,730
LESS:		
BOR Portion of Tuition		
Technology Fee	\$ 223,950	\$ 217,965
EUC	\$ 465,157	\$ 527,532
Remitted to Higher Education Facilities Fund		
Off Campus Tuition 11.5%	\$ 2,655,190	\$ 2,928,139
On-Campus Tuition 11.5%	\$ 5,619,370	\$ 5,352,060
USD Tuition Collected	<u>\$ 42,989,751</u>	<u>\$ 40,970,034</u>

The HEFF funds remitted consists of 11.5% of all on and office campus tuition. \$175,000 is excluded for Medical School tuition SDCL 13-53-15.3.

The University also reported \$20,061,146 and \$22,374,620 of Off-Campus tuition for fiscal years 2022 and 2021, respectively.

Note 7 – Student Fees

Student fees approved by the Board of Regents consist of General Activity Fees, Program Fees, Delivery Fees, Vehicle Registration Fees, Transcript Fees, International Fees and Exam Fees. These fees totaled \$14,129,148 for fiscal year 2022. These fees are retained by the University to support various student activities and the programs with which the fees are associated.

Note 8 – Commitments

The University had outstanding commitments under construction contracts of approximately \$6,486,022 at June 30, 2022.

Note 9 – Endowments and Similar Funds

The assets of the endowment and similar funds administered by the Department of School and Public Lands have not been included in the financial statements because the University does not actively participate in the administration of the funds.

Asset information for the Endowment and similar funds administered by the Department of School and Public lands as of June 30, 2022 was not available.

Note 10 – Related Parties

The financial statements of The University of South Dakota, which is a component unit of the State of South Dakota, do not include the assets, liabilities, or fund balances of affiliated organizations, whose financial statements are separately audited. The Foundation is the only related party of The University of South Dakota and their statements are listed behind the University of South Dakota's financial statements.

Note 11 – Student Deposits

Student Deposits consist of funds held for students for admissions deposits, housing deposits, and Student Alternative loan program. Student Deposits consist primarily of cash assets and total \$450,587 for fiscal year 2022.

Note 12 – Fiduciary Financial Statements

For the fiscal year ended June 30, 2021, The University of South Dakota implemented GASB Statement 84, Fiduciary Activities. This Statement improves guidance regarding the identification of fiduciary activities for accounting and financial reporting purposes and how those activities should be reported.

Fiduciary activity is presented separately from the University’s consolidated financial statements and is presented in financial statements for fiduciary activity. Fiduciary activity consists of custodial funds.

Note 13 – Construction in Progress

Schedule of Changes in Construction in Progress (CIP):

	Beginning Balances	Increases	Decreases	Ending Balances
Construction in Progress	7,154,756	23,119,204	(11,562,833)	18,711,127

Note 14 – Capital Assets

Capital Asset Activity for the Year Ended June 30, 2021:

	Beg Balance	Increases	Decreases	End Balance
Capital assets not being depreciated:				
Land	\$ 3,605,265	\$ -	\$ -	\$ 3,605,265
Works of Arts & Historical Treasures	420,585	-	-	420,585
Construction in Progress	7,154,756	23,119,204	(11,562,833)	18,711,127
Total capital assets not being depreciated:	\$ 11,180,606	\$ 23,119,204	\$ (11,562,833)	\$ 22,736,977
Capital assets being depreciated:				
Land Improvements	\$ 21,135,366	\$ 1,409,035	\$ -	\$ 22,544,401
Buildings	254,079,110	-	-	254,079,110
Building Improvements	179,445,654	8,387,755	-	187,833,409
Machinery and Equipment	41,288,212	2,967,128	(672,069)	43,583,271
Library	45,724,661	312,755	(1,374,959)	44,662,457
Infrastructure	37,197,685	1,766,043	-	38,963,728
Intangible Assets	35,835	688,058	-	723,893
Total capital assets being depreciated:	\$ 578,906,523	\$ 15,530,774	\$ (2,047,028)	\$ 592,390,269
Less accumulated depreciation/amortization for:				
Land Improvements	\$ 10,043,990	\$ 995,212	\$ -	\$ 11,039,202
Buildings	71,789,750	4,888,201	-	76,677,951
Building Improvements	85,720,478	8,080,235	-	93,800,713
Machinery and Equipment	31,394,646	2,508,702	(627,542)	33,275,806
Library	44,136,615	398,462	(1,374,959)	43,160,118
Infrastructure	14,744,567	1,605,711	-	16,350,278
Intangible Assets	28,668	155,663	-	184,331
Total accumulated depreciation:	\$ 257,858,714	\$ 18,632,186	\$ (2,002,501)	\$ 274,488,399

Total capital assets being depreciated, net:	\$ 321,047,809	\$ (3,101,412)	\$ (44,527)	\$ 317,901,870
Capital Assets, Net	\$ 332,228,415	\$ 20,017,792	\$ (11,607,360)	\$ 340,638,847

Note 15 – Invested in Capital, Net of Related Debt

Capital Investment	\$ 340,638,847
Less: Related Debt	<u>(71,156,189)</u>
Invested in Capital, Net of Related Debt	<u>\$ 269,482,658</u>

Note 16 – Restricted Net Position

The University had restricted non-expendable assets for Loans of \$1,195,211. Loan funds consisted primarily of Cash and Notes Receivable issued to students less estimated allowance less Federal Capital Contributions which represents the funds that would be owed to the federal government if the federal loan programs were eliminated.

The University had other restricted expendable assets of \$6,635,377, which consisted of \$1,395,173 of assets restricted by various grants and contracts, and \$5,240,204 of assets restricted by bond covenants to be held for use in Renewals and Replacements of buildings covered by various bond covenants.

Note 17 – Long-term Liabilities

Long-term liabilities include capital leases, bonds payable, compensated absences and the federal capital contributions to the federal loan programs.

	Interest Rate	Maturity Date	Balance 7/1/2021	Change In Fringe Benefit	Additions	Reductions	Balance 6/30/2022	Due within One Year
Revenue Bonds and Long-Term Lease Agreements								
Dakota Dome Roof Long-Term Lease, Series 2000	4.5-6.5%	2025	1,775,000	--	--	(405,000)	1,370,000	430,000
Housing and Auxiliary Facilities Revenue Bonds, Series 2013	2-4%	2028	6,495,000	--	--	(820,000)	5,675,000	855,000
Sports Complex Long-Term Lease, Series 2013B/C	1.9-4.4%	2033	15,126,392	--	--	(949,803)	14,176,589	997,518
Housing and Auxiliary Facilities Revenue Bonds, Series 2015	4-5%	2030	6,690,000	--	--	(605,000)	6,085,000	640,000
Wellness Center and Coyote Village Revenue Bonds, Series 2017	4-5%	2039	30,140,000	--	--	(1,260,000)	28,880,000	1,320,000
Dakota Dome Renovations, Long-Term Lease, Series 2018A	4-5%	2039	11,405,000	--	--	(420,000)	10,985,000	435,000

Sub-Total	71,631,392	-	-	(4,459,803)	67,171,589	4,677,518
------------------	-------------------	----------	----------	--------------------	-------------------	------------------

Compensated Absences

Sick Leave Liability	6,752,306	--	1,460,286	(1,148,790)	7,063,802	1,182,345
Annual Leave Liability	6,141,440	--	4,724,723	(4,701,458)	6,164,705	3,889,452
Sub-Total	12,893,746	--	6,185,009	(5,850,248)	13,228,507	5,071,797

Federal Portion of Loan Programs

Federal Capital Contribution	15,060,923	--	--	(1,266,618)	13,794,305	--
TOTAL Long Term Liabilities	99,586,061	--	6,185,009	(11,576,669)	94,194,401	9,749,314

Revenue Bonds are authorized by the Board of Regents and were issued to finance the construction of residence halls and the student union. These bonds are not collateralized. Payments come from pledged net revenues from the operation of the residence halls and student union. The net pledged revenue of \$7,052,121 consists of revenues from Auxiliary Services and is available as security for debt service.

In fiscal year 2019, the University entered into a long-term lease for the Dakota Dome Expansion. The lease agreement was for \$12,925,000. The final payment is scheduled for fiscal year 2039.

In fiscal year 2018, the University issued \$32,490,000 in Revenue Bonds Series 2017 to refund Series 2009 bonds. The net proceeds of the refunding were \$36,900,902 after payment of \$213,985 in underwriting fees and \$52,720 of issuance costs plus \$4,677,607 in bond premium.

Long-term lease agreements are issued with the South Dakota Building Authority for the replacement of the Dakota Dome roof, the remodeling of Old Main, the construction of the new Sports Complex, and the Dakota Dome Expansion. The Dakota Dome roof payment comes from the net revenues from Athletics and student fees. The Old Main lease payments are from exam for credit fees, facilities rental income, grant overhead, and indirect revenue charged to revenue generating activities. The Sports Complex lease payments are from advertising revenue and facilities rental income. The Dakota Dome Expansion lease payments come from private donations.

The future amounts of principal and interest payments required by the debt agreements (excluding federal loans and compensated absences) are as follows:

Year Ending June 30,	Revenue Bonds		Long-Term Leases		Total
	Principal	Interest	Principal	Interest	
2023	2,815,000	1,856,500	1,862,518	1,319,564	7,853,582
2024	2,945,000	1,724,300	1,958,595	1,227,066	7,854,961
2025	3,080,000	1,585,950	2,060,049	1,125,096	7,851,095
2026	3,220,000	1,441,200	1,654,901	1,032,521	7,348,622
2027	3,370,000	1,289,850	1,738,172	949,776	7,347,798
2028-2032	12,790,000	4,371,000	10,077,047	3,355,692	30,593,739
2033-2037	8,995,000	1,763,450	5,510,307	1,100,765	17,369,522
2038-2042	3,425,000	206,800	1,670,000	122,250	5,424,050
Total	40,640,000	14,239,050	26,531,589	10,232,730	91,643,369

The Revenue Bonds Payable is reported on the Statement of Net Position, net of bond premiums and bond discounts, as shown below:

	Total Bonds Payable	Short-Term Portion	Long Term Portion
Revenue Bonds Payable	\$ 40,640,000	\$ 2,815,000	\$ 37,825,000
Premium/Discount	4,842,202	394,847	4,447,355
Per Statement of Net Position	<u>\$ 45,482,202</u>	<u>\$ 3,209,847</u>	<u>\$ 42,272,355</u>

Compensated Absences:

Annual leave is earned by State of South Dakota employees. Upon termination, employees are eligible to receive compensation for their accrued annual leave balance. At June 30, 2022 a liability existed for accumulated annual leave calculated at the employees' June 30, 2022 pay rates. The accrued annual leave liability for the University as of June 30, 2022 was \$6,164,705. Employees who have been continuously employed by the State of South Dakota for at least seven years prior to the date of their retirement, voluntary resignation or death will receive payment for one fourth of their accumulated sick leave balance, such payment not to exceed the sum of twelve weeks of the employee's annual compensation. At June 30, 2022, a liability existed for accumulated sick leave calculated at the employees' June 30, 2022 pay rate in the amount of \$7,063,802.

Federal Capital Contribution

The Federal Capital Contribution represents the funds that would be owed to the federal government if the federal loan programs were eliminated.

Note 18 – Lease Obligations

The University adopted GASB Statement N. 87, Leases, effective for the fiscal year ending June 30, 2022 with a retrospective application of the fiscal year ended June 30, 2021. GASB 87 establishes a single model for lease accounting based on the foundational principle that leases are financings of the right to use an underlying asset. As a result, it requires the University to classify leases that are 12 months or greater in length at the commencement of the lease term, including the evaluation of options to extend the lease, to the Statement of Net Position.

The University records a lease liability and an underlying right-to-use lease asset for the lessee arrangements. Over the course of the lease, inflows and outflows are recognized and recorded in the Statement of Revenues, Expenses and Changes in Net Position.

USD leases office space. Some of these arrangements meet the GASB 87 criteria for recognizing Right-to-use Lease Assets and the associated liability.

	2021	Additions	Reductions	2022
Building and Improvements		\$ 688,057	\$0	\$ 688,057
Accumulated Amortization		(148,495)		(148,495)
Net		<u>\$ 539,562</u>		<u>\$ 539,562</u>

The University recognizes payments for short-term leases and a lease term of 12 months or less and leases with a present value of less than \$5,000 dollars as expenses as incurred, and these leases are not included as lease liabilities or right to use lease assets on Statement of Net Position. The following is a schedule of future lease payments as of June 30, 2022.

Year Ending June 30,	
2023	209,861
2024	166,089
2025	82,723
2026	74,414
2027	28,254

2028-2032	9,450
TOTAL	\$ 570,791

Note 19 – Scholarship Allowance and Student Aid

Allocating Scholarship Allowances

Institutional Resources Provided as Financial Aid		Percent	Scholarship Allowance Allocation	Expense Allowance
Supplemental Educational Opportunity Grant	\$ 463,846	1.59%	\$ 345,610	\$ 118,236
Pell Grants	6,446,790	22.13%	4,803,479	1,643,311
Other Fed Scholarships	6,229,482	21.39%	4,641,563	1,587,919
Institutional Scholarships	10,068,249	34.57%	7,501,814	2,566,435
Athletic Scholarships	5,033,858	17.28%	3,750,709	1,283,150
Non-Monetary Institutional Waivers				
Institutional	432,242	1.49%	322,062	110,180
Residential Life	451,660	1.55%	336,530	115,130
Total	29,126,127		\$ 21,701,767	\$ 7,424,361

Allocation Ratio for Tuition Discount & Student Aid Expense:

		Percent	Scholarship Allowance Allocation
Tuition & Fee Allocation & Tuition & Fees Local	\$ 77,337,135	82.56%	\$ 17,917,626
Auxiliary Revenue	\$ 16,333,336	17.44%	\$ 3,784,141

Note 20 – Risk Management

The Office of Risk Management of the Bureau of Administration is the insurance, loss control and safety resource for all state agencies within South Dakota. The responsibilities of the Office of Risk Management include protecting the State’s assets; providing a safe environment for State employees and for the general public who come in contact with State employees or property as services are provided; minimizing the possible interruptions of vital public services; safeguarding that exposures of financial loss are discovered and handled appropriately; reducing the costs and consequences of accidents, including insurance premiums, through effective safety management.

Tort liability coverage is provided to state employees under the Public Entity Pool for Liability (PEPL). State law provides that sovereign immunity is waived to the extent that coverage is provided either through the purchase of insurance or an arrangement such as the State has with PEPL. Therefore, the “Agreement” and “Memorandum of Coverage” between the State and PEPL carve out the instances where the State waives sovereignty immunity and agrees to cover damages for which an employee becomes liable. Coverage under PEPL includes general liability, law enforcement liability, public officials’ errors and omissions liability, automotive liability and some medical malpractice liability. The coverage limit under PEPL is \$1,000,000 per occurrence.

Note 21 – Prior Period Adjustments

The University had no prior period adjustments.

Note 22 – Functional Expenses**FUNCTIONAL CLASSIFICATION OF EXPENSES AND DEPRECIATION**

	Personal Services	Travel	Contractual	Supplies & Materials	Grants & Subsidies	Other	Depreciation	Total
Instruction	58,768,764	608,789	6,120,160	2,374,912	87,347	133,620	718,562	68,812,154
Research	7,513,628	252,761	926,388	1,563,156	3,772,556	-	929,342	14,957,831
Public Service	10,560,293	550,960	3,068,391	910,906	599,400	-	84,055	15,774,005
Academic Support	19,823,014	198,522	7,073,933	2,262,592	11,596	-	307,909	29,677,566
Student Services	13,520,020	2,768,329	2,482,602	2,258,969	78	-	69,353	21,099,351
Institutional Support	12,106,338	297,030	4,701,785	1,490,162	7,738	247,232	1,996,297	20,846,582
Operation and Maintenance of Plant	7,860,284	58,219	3,205,120	1,409,197	-	-	14,232,077	26,764,897
Scholarships and Fellowships	473,325	-	6	54,830	9,694,413	-	-	10,222,574
Auxiliary Enterprises	2,092,663	27,410	10,309,868	1,132,429	-	-	17,621	13,579,991
Depreciation	-	-	-	-	-	-	276,970	276,970
Total	132,718,329	4,762,020	37,888,253	13,457,153	14,173,128	380,852	18,632,186	222,011,921

Note 1 - Principal Activity and Significant Accounting Policies

Principles of Consolidation

The financial statements include the consolidated accounts of The University of South Dakota Foundation (the Foundation); USDF, LLC (LLC); and USDF2, LLC (LLC2); (collectively, the Organization). All significant intercompany balances and transactions have been eliminated in consolidation.

Organization

The Foundation is an independent organization established for the purpose of obtaining contributions for the benefit of The University of South Dakota (USD) and managing related investments.

The LLC was established to hold and manage real estate. The Foundation is the sole member of the LLC. Members of the Foundation's Executive Committee serve as directors, and the LLC is under common management with the Foundation.

The LLC2 was established to hold an airplane hangar and a dual-engine, turbo prop, 6-passenger airplane. The LLC2 is leasing the airplane to USD under a five-year lease agreement that currently provides for annual lease payments that are based on the outstanding amount of the Foundation's initial investment in the airplane. The annual lease payment is reduced if the Foundation receives, from any source, a return of its initial investment. USD is responsible for all expenses related to the operations and maintenance of the airplane. The Foundation is the sole member of LLC2. Members of the Foundation's Executive Committee serve as directors, and the LLC2 is under common management with the Foundation.

Tax Exempt Status

The Internal Revenue Service (IRS) has ruled that the Organization is a publicly supported organization exempt from federal income taxes under Section 501(c)(3) of the Internal Revenue Code. The Organization is required to file a Return of Organization Exempt from Income Tax (Form 990) with the IRS. In addition, the Organization is subject to income tax on net income that is derived from business activities that are unrelated to its exempt purpose. The Organization files an Exempt Organization Business Income Tax Return (Form 990-T) with the IRS to report its unrelated business taxable income. In addition, the Organization is subject to tax filings required by various state tax authorities. LLC and LLC2 are single member LLC's, thus considered by the IRS to be disregarded entities that are not subject to separate filing requirements.

The Organization believes that it has appropriate support for any tax positions taken affecting its annual filing requirements and, as such, does not have any uncertain tax positions that are material to the consolidated financial statements. The Organization would recognize future accrued interest and penalties related to unrecognized tax benefits and liabilities in income tax expense if such interest and penalties are incurred.

Estimates

The preparation of financial statements in conformity with generally accepted accounting principles requires the Organization to make estimates and assumptions that affect the reported amounts of assets and liabilities and the disclosure of contingent assets and liabilities at the date of the financial statements and the reported revenues and expenses during the reporting period. Actual results could differ from the estimates, and those differences could be material.

Cash, Cash Equivalents, and Restricted Cash

All cash and highly liquid financial instruments with original maturities of three months or less, which are neither held for investment nor restricted by donors for long-term purposes, are considered to be cash and cash equivalents. Cash and highly liquid financial instruments restricted to capital expenditures of the Organization, endowments that are perpetual in nature, or other long-term purposes are excluded from this definition.

Financial Instruments and Credit Risks

The Organization manages deposit concentration risk by placing cash and cash equivalents with financial institutions believed by management to be credit worthy. At times, amounts on deposit may exceed insured limits or include uninsured investments in money market mutual funds. To date, no losses have been experienced in any other these accounts. Credit risk associated with promises to give and notes receivable are considered to be limited due to high historical collection rates and outstanding balances are primarily from donors and others that are supportive of the Organization's mission. Investments are managed by professional investment managers whose performance is monitored by management and the Foundation's Investment Committee of the Board of Directors. Although the fair value of investments is subject to fluctuation on a year-to-year basis, management and the Investment Committee believe that the investment policies and guidelines are prudent for the long-term welfare of the Organization.

Investments

Investment purchases are recorded at cost or, if donated, at fair value on the date of the donation. Thereafter, investments are recorded at their fair values in the consolidated statements of financial position. Net investment return/(loss) is reported in the consolidated statements of activities and consists of interest and dividend income and realized and unrealized capital gains and losses, less external and direct internal investment expenses.

To achieve diversification objectives, the Foundation has acquired interests in private equity investments and real estate limited partnerships that are not readily marketable. The fair values of these investments have been determined by management using the net asset value (NAV) provided by each fund. NAV is a measurement allowed under GAAP to determine the fair value of investments that do not have readily determinable fair value and to prepare financial statements consistent with the measurement principles of an investment company or consistent with the attributes of an investment company. Investment income, including interest, dividends, realized gains and losses, and unrealized gains and losses are allocated to participants based upon their pro-rata share of the investments. Distributions from, and liquidation of, these investments are restricted based on specific terms of the fund agreements. The estimated values may differ materially from the values that would have been used had readily available markets for the investments existed.

As part of the mutual fund prospectus, certain mutual funds held by the Foundation have the ability to invest in a variety of derivative instruments as part of their investment strategy. These derivatives include, but are not limited to, interest rate swaps, credit default swaps, options, government futures, and money market futures. While the Foundation does not have discretionary control over the asset guidelines of mutual funds, it believes these instruments allow the portfolio manager to take advantage of cyclical and secular forces in the market in order to achieve their return objectives over a full market cycle. This allows the Foundation to achieve its long-term risk and return objectives by opportunistically investing in a broad and diversified range of markets.

Promises to Give

Unconditional promises to give are initially recorded and subsequently carried at fair value using present value techniques incorporating risk-adjusted discount rates designed to reflect the assumptions market participants would use in pricing the asset.

Contributions Receivable – Split Interest Agreements

The Foundation has been named as an irrevocable beneficiary of several charitable trusts held and administered by independent trustees. These trusts were created independently by donors and are administered by outside agents designated by the donors. Therefore, the Foundation has neither possession of nor control over the assets of the trusts. At the date the Foundation receives notice of a beneficial interest, a contribution with donor restrictions is recorded in the consolidated statements of activities and a beneficial interest in charitable trusts held by others is recorded in the consolidated statements of financial position at fair value using present value techniques and risk-adjusted discount rates designed to reflect the assumptions market participants would use in pricing the expected distributions to be received under the agreement. Thereafter, beneficial interests in the trusts are reported at fair value in the consolidated statements of financial position, with changes in fair value recognized in the consolidated statements of activities.

Upon receipt of trust distributions or expenditures, or both, in satisfaction of the donor-restricted purpose, if any, net assets with donor-imposed time or purpose restrictions are released to net assets without donor restrictions. Trust distributions with donor-imposed restrictions that are perpetual in nature are transferred to the endowment, in which case, net assets with donor-restrictions are not released.

Operating Fixed Assets

The Organization's operating fixed assets are recorded at cost or, if donated, at fair value on the date of donation and consist of an office building, furniture and equipment. Costs of maintenance and repairs that do not improve or extend the useful lives of the respective assets are expensed as incurred. Fixed assets are presented in the accompanying consolidated financial statements net of accumulated depreciation of \$1,456,172 and \$1,350,223 at December 31, 2021 and 2020, respectively. Depreciation is provided using the straight-line method over the estimated useful lives of the assets, ranging from 5 to 40 years.

The Organization reviews the carrying values of fixed assets for impairment whenever events or circumstances indicate that the carrying value may not be recoverable from the estimated future cash flows expected to result from use and eventual disposition. When considered impaired, an impairment loss is recognized to the extent carrying value exceeds the fair value of the asset. There were no indicators of asset impairment during the years ended December 31, 2021 and 2020.

Other Fixed Assets Held

The Organization's other fixed assets held consist of land, buildings and an airplane that are either currently being used by USD in operations or will eventually be used to support USD. Fixed assets that are being used by USD in operations are presented in the accompanying consolidated financial statements at cost or, if donated, at fair value as of the date of the donation, net of accumulated depreciation of \$528,454 and \$489,362 at December 31, 2021 and 2020, respectively. Depreciation expense, which is reflected in the consolidated statements of activities as a reduction to other revenue, support and gains, is provided using the straight-line method over the estimated useful lives of the assets, ranging from 10 to 30 years. Fixed assets held that are not currently being used by USD in operations are presented in the accompanying consolidated financial statements at cost or, if donated, at fair value as of the date of the donation and are periodically reviewed for impairment. For the years ended at December 31, 2021 and 2020, no impairment charge has been recorded.

Gift Annuity and Life Income Agreements

Under charitable gift annuity contracts, the Foundation receives immediate and unrestricted title to contributed assets and agrees to make fixed recurring payments over the stipulated period. Contributed assets are recorded at fair value on the date of receipt. The related liability for future payments to be made to the specified beneficiaries is recorded at fair value using present value techniques and risk-adjusted discount rates designed to reflect the assumptions market participants would use in pricing the liability. The excess of contributed assets over the annuity liability is recorded as a contribution without donor restrictions or a contribution with donor restrictions based on the donor's wishes. In subsequent years, the liability for future annuity payments is reduced by payments made to the specified beneficiaries and is adjusted to reflect amortization of the discount and changes in actuarial assumptions at the end of the year. Upon termination of the annuity contract, the remaining liability is removed and recognized as income. The estimated present value of future annuity payments to beneficiaries is \$397,505 and \$438,932 as of December 31, 2021 and 2020, respectively.

The Foundation's life income agreements consist of various irrevocable charitable remainder unitrusts, a charitable remainder annuity trust, and a charitable lead annuity trust over which the Foundation acts as trustee. These trusts are governed by the respective trust agreements, which generally provide for either an income stream or a future distribution of cash or other assets to the Foundation, in whole or in part, for a specified period or upon the occurrence of a specific event. The trust assets are recorded at fair value, and a related liability for future payments to be made to the specified beneficiaries is recorded at fair value using present value techniques and risk-adjusted discount rates designed to reflect the assumptions market participants would use in pricing the liability. The excess of contributed assets over the trust liability is recorded as a contribution with donor restrictions. Upon receipt of trust distributions or expenditures, or both, in satisfaction of the donor-restricted purpose, if any, net assets with donor-imposed time or purpose restrictions are released to net assets without donor restrictions. Trust distributions with donor-imposed restrictions that are perpetual in nature are transferred to the endowment, in which case, net assets with donor-restrictions are not released. In subsequent years, the liability for future trust payments to the donor is reduced by payments made to the donor and is adjusted to reflect amortization of the discount and changes in actuarial assumptions at the end of the year. Upon termination of the trust, the remaining liability is removed and recognized as income. The present value of life income agreements total \$4,366,403 and \$4,061,985 as of December 31, 2021 and 2020, respectively. The present value of future investment income distributions to beneficiaries is \$2,614,370 and \$2,444,392 as of December 31, 2021 and 2020, respectively.

Beneficial Interest Trusts

The accompanying consolidated statements of activities include income from several irrevocable trusts administered by others. The assets of these trusts are not included in the consolidated statements of financial position because USD, an interrelated entity with the Foundation, is the stated beneficiary of these trusts rather than the Organization. The market value on these trusts as of December 31, 2021 and 2020, was \$11,475,790 and \$10,189,429, respectively. For the years ended December 31, 2021 and 2020, the Organization received income from these trusts of \$356,227 and \$357,591, respectively. Since the Foundation is financially interrelated to USD, contribution revenue from trust distributions is recognized by the Foundation in the consolidated financial statements.

Investments Held for Others

The Foundation's investments include funds accepted for deposit from certain other non-profit organizations. The organizations have the right to withdraw all or a portion of their funds, as adjusted for unexpended earnings and market appreciation (depreciation), upon giving 90 days written notice. Accordingly, their share of the asset managed funds is recorded as a liability in the accompanying consolidated statements of financial position. Investments held for others include amounts due to USD totaling \$1,515,328 and \$1,448,668 as of December 31, 2021 and 2020, respectively.

Investments held for others include amounts due to the Alumni Association of USD totaling \$1,702,085 and \$1,636,308 as of December 31, 2021 and 2020, respectively. The Alumni Association of USD is a separately unincorporated 501(c)(3) organization; however, the Foundation Board of Directors is acting as the fiscal agent and has fiduciary responsibility for the assets of the Alumni Association of USD and the performance and oversight of its operations.

University Support

The Organization funds various construction projects and provides operational support for the benefit of USD. Contracts for construction projects are between USD and the contractors, and liabilities for expenditures incurred by departments are the responsibility of USD. The Organization records expense for payment of projects and operational support expenditures when such payments are made, in accordance with accounting guidance for financially interrelated entities. Scholarships are deemed to be support to the individuals receiving the scholarship; accordingly, scholarships are recognized as expense when the commitment to provide such support becomes unconditional.

Net Assets

Net assets, revenue, support, and gains are classified based on the existence or absence of donor- or grantor-imposed restrictions. Accordingly, net assets and changes therein are classified and reported as follows:

Net Assets Without Donor Restrictions – Net assets available for use in general operations and not subject to donor (or certain grantor) restrictions. The governing board has designated, from net assets without donor restrictions, net assets for an operating reserve and board-designated endowment.

Net Assets With Donor Restrictions – Net assets subject to donor- (or certain grantor-) imposed restrictions. Some donor-imposed restrictions are temporary in nature, such as those that will be met by the passage of time or other events specified by the donor. Other donor-imposed restrictions are perpetual in nature, where the donor stipulates that resources be maintained in perpetuity. Donor-imposed restrictions are released when a restriction expires, that is, when the stipulated time has elapsed, when the stipulated purpose for which the resource was restricted has been fulfilled, or both.

Revenue and Revenue Recognition

The Organization recognizes gifts when cash, securities or other assets, an unconditional promise to give, or a notification of a beneficial interest is received. Conditional promises to give, that is, those with a measurable performance or other barrier and a right of return, are not recognized until the conditions on which they depend have been met. (See Note 4).

Gifts received are recorded as without donor restriction support or with donor restricted support depending on the existence or absence of donor restrictions. When a restriction expires, donor-imposed restrictions are reclassified to net assets without donor restrictions and reported in the consolidated statements of activities as net assets released from restrictions.

Donated Services and Assets

Volunteers contribute significant amounts of time to the activities of the Organization; however, the consolidated financial statements do not reflect the value of these contributed services because they do not meet recognition criteria prescribed by generally accepted accounting principles.

Donated property, marketable securities and other non-cash donations are recorded as contributions at their respective fair value at the date of the donation. Such donations are reported as without donor restrictions support or with donor restrictions support, depending on the existence or absence of donor restrictions. When a restriction expires, donor-imposed restrictions are reclassified to net assets without donor restrictions and reported in the consolidated statements of activities as net assets released from restrictions.

Functional Allocation of Expenses

The financial statements report certain categories of expenses that are attributed to program services activities or supporting services activities. Note 10 present the natural classification detail of expenses by function. Certain expenses require allocation on a reasonable basis that is consistently applied. The expenses that are allocated include (a) occupancy, depreciation, and office equipment and supplies, which are allocated on an average full-time equivalency by function basis; and (b) staff, engagement, travel, computer and technology, and others which are allocated on a mixed basis of staff function, average full-time equivalency by function basis, and actual costs incurred by function. See Note 10.

Subsequent Events

The Organization has evaluated subsequent events as of October 26, 2022, the date which these financial statements were available to be issued.

Note 2 - Liquidity and Availability

Financial assets available for general expenditures, that is, without donor or other restrictions limiting their use, within one year of the statement of financial position date, comprise the following:

	2021	2020
Operating investments	\$ 1,469,083	\$ 1,006,483
Receivables		
Contributions receivable - split-interest agreements	122,408	115,832
Gift fees	-	530,000
Appropriation of expenditures on unrestricted board designated funds	191,000	192,000
Endowment spending-rate distributions and appropriations	240,000	120,100
Anticipated endowment administrative fees	4,386,000	3,780,500
	<u>\$ 6,408,491</u>	<u>\$ 5,744,915</u>

Endowment funds consist of donor-restricted endowments and funds designated by the board as endowments. Income from donor-restricted endowments is restricted for specific purposes, with the exception of the amounts available for general use. Donor-restricted endowment funds are not available for general expenditure. The Foundation assesses an annual administrative fee of 1.5% on each endowment fund. The proceeds from the fee are a significant component of the Foundation's operating budget. Anticipated fees to be assessed one year from the financial position date are presented as a source of liquidity above. Beginning January 1, 2020, the Foundation's Board of Directors approved a 5% gift fee on all gifts to be assessed upon receipt of cash. Effective for gifts received on or after July 2021, the 5% gift fee was terminated.

A board-designated endowment of \$3,348,071 and \$3,576,411 as of December 31, 2021 and 2020, respectively, is subject to an annual spending rate of 4.0 percent as described in Note 6. Although the Foundation does not intend to spend from this board-designated endowment (other than amounts appropriated for general expenditure as part of the Board of Directors' annual budget approval and appropriation), these amounts could be made available, if necessary. The University of South Dakota also provides annual support to the Foundation. Annual support expected to be received from The University of South Dakota during 2022 and 2021 is \$940,000 and \$893,933, respectively.

As part of a liquidity management plan, cash in excess of daily requirements is invested in short-term investments, CDs and money market funds. Occasionally, the Board of Directors designates a portion of any operating surplus to its operating reserve. The market value of this reserve was \$1,958,603 and \$1,998,365 as of December 31, 2021 and 2020, respectively.

Note 3 - Fair Value of Assets and Liabilities**Fair Value Measurements**

Certain assets and liabilities are reported at fair value in the accompanying consolidated financial statements. Fair value is the price that would be received to sell an asset or paid to transfer a liability in an orderly transaction in the principal, or most advantageous, market at the measurement date under current market conditions regardless of whether that price is directly observable or estimated using another valuation technique. Inputs used to determine fair value refer broadly to the assumptions that market participants would use in pricing the asset or liability, including assumptions about risk. Inputs may be observable or unobservable. Observable inputs are inputs that reflect the assumptions market participants would use in pricing the asset or liability based on market data obtained from sources independent of the reporting entity. Unobservable inputs are inputs that reflect the reporting entity's own assumptions about the assumptions market participants would use in pricing the asset or liability based on the best information available. A three-tier hierarchy categorizes the inputs as follows:

Level 1 – Quoted prices (unadjusted) in active markets for identical assets or liabilities that can be accessed at the measurement date.

Level 2 – Inputs other than quoted prices included within Level 1 that are observable for the asset or liability, either directly or indirectly. These include quoted prices for similar assets or liabilities in active markets, quoted prices for identical or similar assets or liabilities in markets that are not active, inputs other than quoted prices that are observable for the asset and liability, and market-corroborated inputs.

Level 3 – Unobservable inputs related to the asset or liability. In these situations, inputs are developed using the best information available in the circumstances.

In some cases, the inputs used to measure the fair value of an asset or a liability might be categorized within different levels of the fair value hierarchy. In those cases, the fair value measurement is categorized in its entirety in the same level of the fair value hierarchy as the lowest level input that is significant to the entire measurement. Assessing the significance of a particular input to the entire measurement requires judgment, taking into account factors specific to the asset or liability. The categorization of an asset within the hierarchy is based upon the pricing transparency of the asset and does not necessarily correspond to an assessment of the quality, risk or liquidity profile of the asset or liability.

A significant portion of the Foundation's investments are classified within Level 1 because they are comprised of investments with readily determinable fair values based on daily redemption values. The government bonds are valued by the custodians of the securities using pricing models based on credit quality, time to maturity, stated interest rates, and market-rate assumptions; the certificates of deposit are valued by the custodians of the securities using stated interest rates and market rate assumptions; and the investments held for others liability is determined by reference to the value of the underlying assets that are directly or indirectly observable in the marketplace. These are classified within Level 2. Fair values of promises to give and contributions receivable - split-interest agreements are determined using present value techniques and risk-adjusted discount rates designed to reflect the assumptions market participants would use in pricing the underlying assets and are based on the fair values of trust investments as reported by the trustees. These are considered Level 3 measurements.

The University of South Dakota Foundation

Notes to Consolidated Financial Statements

December 31, 2021 and 2020

The Foundation uses net asset value (NAV) per share, or its equivalent, such as member units or an ownership interest in partners' capital, to estimate the fair values of alternatives, private equity investments and real estate limited partnership investments, which do not have readily determinable fair values. Investments that are measured at fair value using NAV per share are not classified in the fair value hierarchy.

Subsequent to year end, the economic markets became increasingly volatile, resulting in significant unrealized losses on investments.

The following tables present assets and liabilities measured at fair value on a recurring basis, except those measured by using NAV per share as identified:

	2021				
	Total	Quoted Prices in Active Markets for Identical Assets (Level 1)	Significant Other Observable Inputs (Level 2)	Significant Unobservable Inputs (Level 3)	Investments Measured at NAV
Assets					
Money market funds	\$ 35,779	\$ 35,779	\$ -	\$ -	\$ -
Equity securities					
Domestic equity					
Large cap	\$ 1,877,885	\$ 1,877,885	\$ -	\$ -	\$ -
Mid cap	180,132	180,132	-	-	-
Small cap	18,875	18,875	-	-	-
International equity	26,287	26,287	-	-	-
	<u>\$ 2,103,179</u>	<u>\$ 2,103,179</u>	<u>\$ -</u>	<u>\$ -</u>	<u>\$ -</u>
Equity mutual funds					
Large cap equity	\$ 10,282,963	\$ 10,282,963	\$ -	\$ -	\$ -
Mid cap equity	13,159,654	13,159,654	-	-	-
Small cap equity	20,027,187	20,027,187	-	-	-
International equity	81,619,523	81,619,523	-	-	-
	<u>\$ 125,089,327</u>	<u>\$ 125,089,327</u>	<u>\$ -</u>	<u>\$ -</u>	<u>\$ -</u>
Fixed income mutual funds					
Corporate	\$ 53,811,624	\$ 53,811,624	\$ -	\$ -	\$ -
Structured product	17,229,024	17,229,024	-	-	-
Government	19,729,552	19,729,552	-	-	-
International	8,657,288	8,657,288	-	-	-
Alternatives	33,378	33,378	-	-	-
Money market funds	64,846,384	64,846,384	-	-	-
	<u>\$ 164,307,250</u>	<u>\$ 164,307,250</u>	<u>\$ -</u>	<u>\$ -</u>	<u>\$ -</u>
Equity co-mingled funds					
Private equity	\$ 28,252,261	\$ -	\$ -	\$ -	\$ 28,252,261

The University of South Dakota Foundation

Notes to Consolidated Financial Statements

December 31, 2021 and 2020

	2021				
	Total	Quoted Prices in Active Markets for Identical Assets (Level 1)	Significant Other Observable Inputs (Level 2)	Significant Unobservable Inputs (Level 3)	Investments Measured at NAV
Government bonds	\$ 954,203	\$ -	\$ 954,203	\$ -	\$ -
All asset funds					
Money market funds	117,164	117,164	-	-	-
Alternatives	3,746,143	-	-	-	3,746,143
	<u>\$ 3,863,307</u>	<u>\$ 117,164</u>	<u>\$ -</u>	<u>\$ -</u>	<u>\$ 3,746,143</u>
Real estate limited partnerships	\$ 11,588,894	\$ -	\$ -	\$ -	\$ 11,588,894
Promises to give	\$ 10,441,718	\$ -	\$ -	\$ 10,441,718	\$ -
Contributions receivable					
- split interest agreements	\$ 8,022,591	\$ -	\$ -	\$ 8,022,591	\$ -
Liabilities					
Investments held for others	\$ 11,673,763	\$ -	\$ 11,673,763	\$ -	\$ -
	2020				
	Total	Quoted Prices in Active Markets for Identical Assets (Level 1)	Significant Other Observable Inputs (Level 2)	Significant Unobservable Inputs (Level 3)	Investments Measured at NAV
Assets					
Money market funds	\$ 17,230	\$ 17,230	\$ -	\$ -	\$ -
Equity securities					
Domestic equity					
Large cap	\$ 1,550,260	\$ 1,550,260	\$ -	\$ -	\$ -
Mid cap	93,853	93,853	-	-	-
Small cap	12,057	12,057	-	-	-
International equity	25,169	25,169	-	-	-
	<u>\$ 1,681,339</u>	<u>\$ 1,681,339</u>	<u>\$ -</u>	<u>\$ -</u>	<u>\$ -</u>
Equity mutual funds					
Large cap equity	\$ 16,036,620	\$ 16,036,620	\$ -	\$ -	\$ -
Mid cap equity	7,547,843	7,547,843	-	-	-
Small cap equity	13,110,177	13,110,177	-	-	-
International equity	84,463,218	84,463,218	-	-	-
	<u>\$ 121,157,858</u>	<u>\$ 121,157,858</u>	<u>\$ -</u>	<u>\$ -</u>	<u>\$ -</u>
Fixed income mutual funds					
Corporate	\$ 63,993,453	\$ 63,993,453	\$ -	\$ -	\$ -
Structured product	27,351,974	27,351,974	-	-	-
Government	15,716,432	15,716,432	-	-	-
International	4,315,990	4,315,990	-	-	-
Alternatives	13,431	13,431	-	-	-
Money market funds	31,741,135	31,741,135	-	-	-
	<u>\$ 143,132,415</u>	<u>\$ 143,132,415</u>	<u>\$ -</u>	<u>\$ -</u>	<u>\$ -</u>
Equity co-mingled funds					
Private equity	\$ 30,234,847	\$ -	\$ -	\$ -	\$ 30,234,847

The University of South Dakota Foundation

Notes to Consolidated Financial Statements

December 31, 2021 and 2020

	2020				
	Total	Quoted Prices in Active Markets for Identical Assets (Level 1)	Significant Other Observable Inputs (Level 2)	Significant Unobservable Inputs (Level 3)	Investments Measured at NAV
Government bonds	\$ 601,599	\$ -	\$ 601,599	\$ -	\$ -
All asset funds Alternatives	4,081,426	-	-	-	4,081,426
	<u>\$ 4,081,426</u>	<u>\$ -</u>	<u>\$ -</u>	<u>\$ -</u>	<u>\$ 4,081,426</u>
Real estate limited partnerships	\$ 9,690,274	\$ -	\$ -	\$ -	\$ 9,690,274
Promises to give	\$ 13,730,492	\$ -	\$ -	\$ 13,730,492	\$ -
Contributions receivable - split interest agreements	\$ 8,553,044	\$ -	\$ -	\$ 8,553,044	\$ -
Liabilities					
Investments held for others	\$ 11,330,486	\$ -	\$ 11,330,486	\$ -	\$ -

The following is a reconciliation of the beginning and ending balance of assets measured at fair value on a recurring basis using significant unobservable inputs (Level 3) for the year ended December 31, 2021:

	Promises to Give	Contributions Receivable
Balance at December 31, 2020	\$ 13,730,492	\$ 8,553,044
Investment return, net	693,599	1,350,124
Contributions	2,034,993	-
Payments and distributions	(6,017,366)	(1,880,577)
Balance at December 31, 2021	<u>\$ 10,441,718</u>	<u>\$ 8,022,591</u>

The following is a reconciliation of the beginning and ending balance of assets measured at fair value on a recurring basis using significant unobservable inputs (Level 3) for the year ended December 31, 2020:

	Promises to Give	Contributions Receivable
Balance at December 31, 2019	\$ 11,210,226	\$ 7,908,360
Investment return, net	714,435	1,350,124
Contributions	18,808,155	-
Payments and distributions	(17,002,324)	(705,440)
Balance at December 31, 2020	<u>\$ 13,730,492</u>	<u>\$ 8,553,044</u>

The University of South Dakota Foundation

Notes to Consolidated Financial Statements

December 31, 2021 and 2020

Investments in certain entities that are measured at fair value using NAV per share are as follows at December 31, 2021:

	<u>Fair Value</u>	<u>Unfunded Commitments</u>	<u>Redemption Frequency</u>	<u>Redemption Notice Period</u>
Alternatives	\$ 3,746,143	\$ 468,383	(2)	(2)
Private equity	28,252,261	-	Quarterly (1)	60 days
Real estate limited partnerships	<u>11,588,894</u>	<u>4,077,875</u>	(2)	(2)
	<u>\$ 43,587,298</u>	<u>\$ 4,546,258</u>		

Investments in certain entities that are measured at fair value using NAV per share as follows at December 31, 2020:

	<u>Fair Value</u>	<u>Unfunded Commitments</u>	<u>Redemption Frequency</u>	<u>Redemption Notice Period</u>
Alternatives	\$ 4,081,426	\$ 410,158	(2)	(2)
Private equity	30,234,847	-	Quarterly (1)	60 days
Real estate limited partnerships	<u>9,690,274</u>	<u>4,851,501</u>	(2)	(2)
	<u>\$ 44,006,547</u>	<u>\$ 5,261,659</u>		

(1) Requested withdrawals can be limited by the fund's general partner based on aggregate withdrawals requested. Additionally, certain withdrawal requests may exceed one year for complete divestiture.

(2) Partnership agreements contain certain provisions whereby current partners have the right of first offer prior to a secondary market offering.

Alternatives – Funds focus on growth in United States and global equities. These investments are not readily redeemable; however, a secondary market exists with sale offerings allowed after the expiration of a right of first offering period to the funds' current partners. Additionally, periodic distributions are received. Fair values have been estimated using the net asset value per share provided by the underlying fund manager or the general partner.

Private Equity – Funds focus on growth in equity of United States and global securities and derivatives. These investments are readily redeemable, subject to certain restrictions. Fair values have been estimated using information provided by the fund manager or the general partner.

Real Estate Limited Partnership – Funds focus on investments in United States and global real estate assets and may include notes receivable from the fund manager. These investments are not readily redeemable; however, a secondary market exists with sale offerings allowed after the expiration of a right of first offering period to the funds' current partners. Additionally, periodic distributions are received. Fair values have been estimated using the information provided by the underlying fund manager or the general partner.

Of the total unfunded commitments as of December 31, 2021, approximately \$317,000 were paid subsequent to year-end.

Fair Value of Financial Instruments Not Required to be Reported at Fair Value

The carrying amounts of cash and cash equivalents, other receivables, cash surrender value of life insurance, and accounts payable and accrued expenses approximate fair value due to the short-term nature of the items and are considered to fall within Level 1 of the fair value hierarchy. The carrying amount of liabilities under gift annuity and life income agreements is based on the discounted net present value of expected future cash payments, approximates fair value, and is considered to fall within Level 2 of the fair value hierarchy.

Note 4 - Promises to Give

Promises to give represent unconditional promises restricted for various purposes and are estimated to be collected as follows:

	2021	2020
Receivable within one year	\$ 2,568,064	\$ 6,230,721
Receivable in one to five years	3,586,983	3,756,800
Receivable in periods beyond five years	12,336,135	12,486,034
Total promises to give	18,491,182	22,473,555
Adjustment to fair value	(8,049,464)	(8,743,063)
Net promises to give	<u>\$ 10,441,718</u>	<u>\$ 13,730,492</u>

Conditional promises to give as of December 31, 2021 and 2020, of approximately \$30,280,000 and \$32,400,000, respectively, consist of promises to fund various USD projects and activities and are restricted by specific criteria designated by the donor, which includes board approval from the donor organization on an annual basis. However, these conditional promises do not meet the criteria for being recognized as contributions revenue under accounting principles general accepted in the United States of America and, accordingly, have not been recognized. Recognition will occur when donor conditions have been met.

As of December 31, 2021 and 2020, promises to give from Board members accounted for approximately 8% and 9%, respectively, of total promises to give, and contributions from Board members accounted for approximately 3% and 4% of total contributions, respectively.

Note 5 - Notes Receivable

As of December 31, 2021 and 2020, the Foundation has recorded a note receivable in the amount of \$2,000,000, respectively, from the South Dakota Science and Technology Authority which was issued to fund research by the borrower and is secured by the underlying Xenon gas purchased with the funds. Interest is payable quarterly at 2.5% with remaining principal and interest due December 2026.

Management determines the allowance for uncollectible notes receivable based on its assessment of potential bad debts, the specific circumstances of the underlying receivable, and historical experience. Management has determined that the notes receivable are fully collectible and has not established a related allowance.

Note 6 - Endowments

The Foundation's endowment consists of 1,316 individual funds established for a variety of purposes. Its endowment includes both donor-restricted endowment funds that the Foundation must hold in perpetuity, or for a donor-specified period, as well as funds designated by the Board of Directors or the University of South Dakota to function as endowments (funds designated). Net assets associated with endowment funds, including funds designated, are classified and reported based on the existence or absence of donor-imposed restrictions. Funds designated consist of non-endowed, donor-restricted gifts that the Board of Directors have agreed to treat as endowments.

The Board of Directors of the Foundation has interpreted the Uniform Prudent Management of Institutional Funds Act (UPMIFA) as requiring the preservation of the fair value of the original gift as of the gift date of the donor-restricted endowment funds absent explicit donor stipulations to the contrary. As a result of this interpretation, the Foundation retains in perpetuity (a) the original value of gifts donated, (b) the original value of subsequent gifts, and (c) accumulations to the endowment made in accordance with the direction of the applicable donor gift instrument at the time the accumulation is added. Donor-restricted amounts not retained in perpetuity are subject to appropriation for expenditure by the Foundation in a manner consistent with the standard of prudence prescribed by UPMIFA. In accordance with UPMIFA, the Foundation considers the following factors in making a determination to appropriate or accumulate donor-restricted endowment funds:

- The duration and preservation of the fund
- The purposes of the Foundation and the donor-restricted endowment fund
- General economic conditions
- The possible effect of inflation and deflation
- The expected total return from income and the appreciation of investments
- Other resources of the Foundation
- The investment policies of the Foundation

As of December 31, 2021, endowment net asset composition by type of fund is as follows:

	Without Donor Restrictions	With Donor Restrictions	Total
Board-designated endowment funds	\$ 3,348,071	\$ 5,012,054	\$ 8,360,125
Donor-restricted endowment funds			
Original donor-restricted gift amount and amounts required to be maintained in perpetuity by donor	-	210,852,988	210,852,988
Accumulated investment gains	-	107,608,891	107,608,891
	\$ 3,348,071	\$ 323,473,933	\$ 326,822,004
Number of funds	3	1,313	1,316

The University of South Dakota Foundation

Notes to Consolidated Financial Statements

December 31, 2021 and 2020

As of December 31, 2020, endowment net asset composition by type of fund is as follows:

	Without Donor Restrictions	With Donor Restrictions	Total
Board-designated endowment funds	\$ 3,576,410	\$ 4,712,919	\$ 8,289,329
Donor-restricted endowment funds			
Original donor-restricted gift amount and amounts required to be maintained in perpetuity by donor	-	202,954,065	202,954,065
Accumulated investment gains	-	97,453,737	97,453,737
	\$ 3,576,410	\$ 305,120,721	\$ 308,697,131
Number of funds	3	1,294	1,297

From time to time, the fair value of assets associated with individual donor-restricted endowment funds may fall below the level that the donor or UPMIFA requires the Foundation to retain as a fund of perpetual duration. The Foundation and Board of Directors has interpreted UPMIFA to permit spending from underwater endowments in accordance with prudent measures required under law. At December 31, 2021, funds with original gift values of \$1,014,589, fair values of \$986,583, and deficiencies of \$28,006 were reported in net assets with donor restrictions. The fair values of the funds were equal to or less than the original gift values. At December 31, 2020, funds with original gift values of \$24,349, fair values of \$24,151, and deficiencies of \$198 were reported in net assets with donor restrictions. The fair values of the funds were equal to or less than the original gift values.

Investment and Spending Policies

The Foundation has adopted investment and spending policies for endowment assets that attempt to provide a predictable stream of funding to programs supported by its endowment while seeking to maintain the purchasing power of the endowment assets. Under this policy, as approved by the Board of Directors, the endowment assets are invested in a manner that is intended to produce results that will be greater than the median return on a university or comparable foundation and endowment portfolios, and, in the long-term, meet or exceed the guideline of spending plus the Consumer Price Index. In addition, the risk-adjusted performance of each asset class should meet or exceed that of its respective benchmark.

To satisfy its long-term return objectives, the Foundation relies on a total return strategy in which investment results are achieved through capital appreciation (realized and unrealized) and current yield (interest and dividends). The Foundation targets a diversified asset allocation that places a greater emphasis on equity-based investments to achieve its long-term objectives within prudent risk constraints.

The University of South Dakota Foundation

Notes to Consolidated Financial Statements

December 31, 2021 and 2020

The Foundation has a policy of calculating an annual distribution from its endowment fund based on the average fair value over the period of 36 months through the fiscal year-end proceeding the fiscal year in which the appropriation is made and distribution is planned. The distribution rate is subject to review by the Board of Directors annually. For the years ended December 31, 2021 and 2020, the rate was 4.0%. In establishing this policy, the Foundation considered the long-term expected return on its endowment. Accordingly, over the long term, the Foundation expects the current spending policy to allow its endowment to grow at a rate that will maintain the purchasing power of the endowment assets held in perpetuity or for a specified term as well as to provide additional real growth through new gifts and investment return.

Changes in endowment net assets by fund type for the year ended December 31, 2021, is as follows:

	Without Donor Restrictions	With Donor Restrictions	Total
Endowment net assets, beginning of year	\$ 3,576,410	\$ 305,120,721	\$ 308,697,131
Net investment return	565,857	19,573,957	20,139,814
Contributions	-	7,129,249	7,129,249
Appropriation of endowment assets for expenditure	-	(10,143,160)	(10,143,160)
Other changes			
Other gains	-	998,970	998,970
Transfer for donor restriction	(794,196)	794,196	-
	\$ 3,348,071	\$ 323,473,933	\$ 326,822,004
Endowment net assets, end of year			

Changes in endowment net assets by fund type for the year ended December 31, 2020, is as follows:

	Without Donor Restrictions	With Donor Restrictions	Total
Endowment net assets, beginning of year	\$ 2,574,732	\$ 257,820,996	\$ 260,395,728
Net investment return	1,001,678	39,185,833	40,187,511
Contributions	-	15,380,752	15,380,752
Appropriation of endowment assets for expenditure	-	(8,424,914)	(8,424,914)
Other changes			
Other gains	-	1,478,096	1,478,096
Transfer for donor restriction	-	(320,042)	(320,042)
	\$ 3,576,410	\$ 305,120,721	\$ 308,697,131
Endowment net assets, end of year			

Note 7 - Deficit in Net Assets Without Donor Restrictions

Net assets without donor restrictions are summarized as follows:

	2021	2020
Undesignated	\$ (13,640,043)	\$ (13,585,680)
Board designated		
For endowment	3,348,071	3,576,410
For Foundation support	3,651,282	3,422,943
	\$ (6,640,690)	\$ (6,586,327)

Support for two capital projects in excess of gifts, including promises to give, has resulted in deficiencies that are reported in net assets without donor restrictions. This cumulative deficiency totaled \$9,525,993 and \$9,485,087 as of December 31, 2021 and 2020, respectively. Currently the deficit is being increased due to fair value adjustments for discounts and allowances recorded against outstanding contributions receivable totaling approximately \$3,600,000 at the individual project level which will reduce the deficit over the time the receivables are collected. In addition, the Foundation has received communication of approximately \$4,200,000 in revocable gifts designated to the two capital project funds along with any future gifts.

The University of South Dakota Foundation

Notes to Consolidated Financial Statements

December 31, 2021 and 2020

Note 8 - Net Assets With Donor Restrictions

Net assets with donor restrictions are restricted for the following purposes or periods:

	<u>2021</u>	<u>2020</u>
Subject to expenditure for specified purpose		
Scholarships	\$ 6,775,001	\$ 6,769,149
Student support	1,203,379	1,106,024
USD faculty	4,086,345	3,967,243
USD academic programs	8,375,520	6,219,721
USD research	3,800	-
USD general support	6,634,201	6,507,761
USD buildings and equipment	10,697,905	9,499,515
	<u>37,776,151</u>	<u>34,069,413</u>
Endowments		
Subject to appropriation and expenditure for specified purpose and passage of time		
USD support	104,987,250	94,892,565
Foundation support	7,633,695	7,274,092
	<u>112,620,945</u>	<u>102,166,657</u>
Perpetual in nature, earnings from which are subject to endowment spending policy and appropriation		
Scholarships	135,064,519	128,223,919
Student support	7,821,587	7,764,644
USD faculty	28,294,061	27,598,761
USD academic programs	34,863,171	34,685,612
USD research	100,635	-
USD general support	2,877,753	2,857,295
USD buildings and equipment	131,583	131,583
Foundation operations	1,699,679	1,692,252
	<u>210,852,988</u>	<u>202,954,066</u>
Total endowments	<u>323,473,933</u>	<u>305,120,723</u>
	<u>\$ 361,250,084</u>	<u>\$ 339,190,136</u>

The University of South Dakota Foundation

Notes to Consolidated Financial Statements

December 31, 2021 and 2020

Net assets were released from donor restrictions by incurring expenses satisfying the restricted purposes or by occurrence of the passage of time or other events specified by donors as follows for the years ended December 31, 2021 and 2020:

	<u>2021</u>	<u>2020</u>
Satisfaction of purpose restriction		
Current year expenditures		
Program services		
Scholarships paid	\$ 10,016,483	\$ 9,477,395
USD departmental expenses	3,467,602	3,203,337
USD building and equipment purchases/transfers	1,958,556	2,762,595
Support services		
USD fundraising	32,088	8,425
Gift fee (5% for 2021)	426,528	748,625
Foundation administrative fee retained (1.50% for the years ending December 31, 2021 and 2020)	4,510,335	3,686,019
Change in donor restriction	<u>(800,000)</u>	<u>30,093</u>
	<u>\$ 19,611,592</u>	<u>\$ 19,916,489</u>

Note 9 - Retirement Plan

The Foundation maintains a retirement plan covering all full-time employees. Upon employment, employees who have achieved the age of 18 can defer a portion of their compensation as limited by current tax regulations. Employees who have completed one year and at least 1,000 hours of service are eligible to participate in any discretionary amounts the Foundation contributes to the plan. Currently, the Foundation matches 100% of employee contributions up to 6% of the eligible employees' salaries. Employees are 100% vested immediately in all contributions to the plan. The Foundation made contributions of \$151,602 and \$146,968 to the plan for the years ended December 31, 2021 and 2020, respectively.

The University of South Dakota Foundation

Notes to Consolidated Financial Statements

December 31, 2021 and 2020

Note 10 - Functional Allocation of Expenses

The following tables present the natural classification detail of expenses by function for the years ending December 31, 2021 and 2020:

	2021			
	Program Services	Administrative and General	Fundraising	Total
Scholarships	\$ 10,016,483	\$ -	\$ -	\$ 10,016,483
USD departmental expenses	3,464,882	-	-	3,464,882
USD building and equipment	1,996,378	-	-	1,996,378
Staffing	-	2,580,609	1,624,049	4,204,658
Engagement	-	23,457	215,716	239,173
Fundraising programs	-	-	390,523	390,523
Travel	-	31,012	79,931	110,943
Research	-	9,300	-	9,300
Board and professional services	-	242,716	-	242,716
Computer and technology	-	224,800	9,785	234,585
Occupancy	-	103,896	122,755	226,651
Depreciation	-	66,214	67,702	133,916
Office equipment and supplies	-	52,958	57,614	110,572
USD fundraising	-	-	32,088	32,088
Property management	-	3,581	-	3,581
	<u>\$ 15,477,743</u>	<u>\$ 3,338,543</u>	<u>\$ 2,600,163</u>	<u>\$ 21,416,449</u>

	2020			
	Program Services	Administrative and General	Fundraising	Total
Scholarships	\$ 9,477,395	\$ -	\$ -	\$ 9,477,395
USD departmental expenses	3,203,330	-	-	3,203,330
USD building and equipment	2,772,740	-	-	2,772,740
Staffing	-	2,102,055	1,410,596	3,512,651
Engagement	-	232,617	218,909	451,526
Fundraising programs	-	-	588,696	588,696
Travel	-	20,530	56,909	77,439
Research	-	12,894	-	12,894
Board and professional services	-	211,287	-	211,287
Computer and technology	-	223,703	6,358	230,061
Occupancy	-	104,978	122,456	227,434
Depreciation	-	77,657	79,402	157,059
Office equipment and supplies	-	36,344	37,161	73,505
USD fundraising	-	-	8,425	8,425
Property management	-	14,875	-	14,875
	<u>\$ 15,453,465</u>	<u>\$ 3,036,940</u>	<u>\$ 2,528,912</u>	<u>\$ 21,019,317</u>

Note 11 - Commitments and Contingencies

Conditional Gift

In 2000, the Foundation entered into an agreement with a major health care system and USD under which the Foundation will receive a total of \$10,180,000 over a period of thirty years. A gift of approximately \$8,398,000 was recorded in a prior year based on the estimated net present value of the cash payments specified in the agreement. As of December 31, 2021, total payments of \$10,100,000 have been received, with the remaining \$80,000 outstanding due in annual payments of \$10,000 through May 2029. The agreement requires that a pro-rata portion of the gift be paid back to the health care system should USD default on its obligation to allow the health care system to use its name. As of December 31, 2021, approximately \$2,974,004 of the gift is subject to repayment. No liability has been recognized for this contingency because the Foundation and USD believe the likelihood of defaulting on the obligation is remote.

Pledged Collateral

On November 1, 2017, the Foundation agreed to pledge \$2,000,000 in collateral, in a secondary position, for the planning, construction and financing of the National Music Museum's expansion project.

Leases

The Foundation leases office space under a long-term operating lease agreement. The agreement expires in 2023. The estimated future minimum lease payments by year are summarized as follows:

Years Ending December 31,	
2022	\$ 72,636
2023	24,212
	\$ 96,848

Commitments

During 2020, the Foundation revised the commitment for contract buyout guarantee for coaches with the USD Department of Athletics to a maximum amount of \$1,375,000 to be funded from private sources. There were no changes to this amount in 2021.

Line of Credit

An unsecured line of credit totaling \$13,000,000 was established with a banking institution and has been renewed through November 2022. This line of credit has a variable interest rate, which is 2.55% until January 2022, at which point the interest rate may become variable. There were no draws on the line of credit during 2021 or 2020. The line is with a banking institution that is majority owned by the family of a member of the Board of Directors.